



**R O C K M O R E**  
**I N T E R N A T I O N A L**

---

*Rock Drilling Tools*



**TOP HAMMER DRILLING TOOLS**

**DRILL MORE WITH ROCKMORE**



# ROCKMORE INTERNATIONAL

## *Rock Drilling Tools*

10065 SW Commerce Circle | Wilsonville, OR 97070, USA  
Tel +1 503 682-1001 | Fax +1 503 682-1002 | E-mail: info@rockmore-intl.com

Collini - Strasse 2 | 8750 Judenburg, Austria  
Tel +43 3572 86300 | Fax +43 3572 84179 | E-mail: austria@rockmore-intl.at

[rockmore-intl.com](http://rockmore-intl.com)



**DRILL MORE WITH ROCKMORE**

# ROCK DRILLING TOOLS

## GESTEINSBOHRWERKZEUGE

## OUTILS DE FORAGE POUR ROCHE

## ACCESORIOS DE PERFORACIÓN

### Rockmore Rock Drilling Tools

Successful rock drilling projects require exact planning and execution. Hard rock drilling applications often demand the advanced engineering, precision manufacturing and high-grade materials of Rockmore International rock drilling tools.

As a global manufacturer of drill bits, rods, and accessories, Rockmore International provides the highest quality tools that serve mining, construction, tunneling and quarrying projects from Asia to North America, and from the Alps to the Andes. Rockmore International's 75 years of renowned quality and responsive customer service will help boost your productivity, and provide you with cost-effective rock drilling solutions.

Rockmore International provides exceptional technical know-how in development, production and application. Our personnel understand your drilling needs, and have the service skills to recommend the right drill bits and accessories for the job.

If your application demands are unique, Rockmore International's experienced product developers will create the custom tools you require. Our development team introduces innovative products each year – tools that are rigorously tested in the field and proven to perform beyond industry expectations. Rockmore International is qualified in accordance with EN-ISO 9001.

### Rockmore

Erfolgreiche Gesteinsbohrprojekte und vor allem das Bohren in sehr hartem Gestein erfordern eine genaue Planung und Ausführung. Mit modernsten Produktionsmethoden, hochwertigem Qualitätsstahl und die dadurch erreichte höchste Produktqualität ist Rockmore International dafür Ihr richtiger Partner.

Als weltweit tätiger Hersteller von Bohrkronen, Bohrrohr und Zubehör beliefert Rockmore International Minen im Über- und Untertagebau, Steinbrüche und Bauprojekte im Bereich Infrastruktur und Tunnelbau von Asien bis Nordamerika, von den Anden bis zu den Alpen. 75 Jahre Rockmore International stehen für hervorragende Qualität und individuellen Kundenservice. Wir helfen Ihnen, optimale und kostengünstige Lösungen für Ihre Gesteinsbohrprojekte zu finden, die wesentlich zur Steigerung Ihrer Produktivität beitragen werden.

Die Techniker von Rockmore International verfügen über höchstes Know How in der Produktentwicklung, in der Produktion und der Anwendung. Unsere Mitarbeiter haben das technische Verständnis und die Erfahrung, um Ihnen für Ihre Anwendung jederzeit die richtigen Produkte empfehlen zu können.

Und sollten Ihre Anforderungen außergewöhnlich sein, finden wir eine außergewöhnliche Lösung - auf Ihren Wunsch entwickeln wir das individuell für Ihren Bedarf maßgeschneiderte Werkzeug. Unser Entwicklungsteam stellt jedes Jahr neue Produkte vor – innovative Werkzeuge, die im Einsatz erprobt und getestet werden, bis ihre Performance die Erwartungen der Anwender bei weitem übertrifft. Rockmore International ist nach EN-ISO 9001 zertifiziert.

[www.rockmore-intl.com](http://www.rockmore-intl.com)



ROCKMORE  
INTERNATIONAL

*Rock Drilling Tools*





**ROCKMORE**  
INTERNATIONAL

*Rock Drilling Tools*



## Rockmore

Les projets de forage de roche exigent la conception et l'exécution exactes pour être couronnés de succès. Les outils de forage Rockmore International, de fabrication de précision et de matériaux avancés de qualité supérieure, sont destinés à mener au succès vos projets de perçage de roche dure.

Comme fabricant mondial d'équipement de forage, Rockmore International fournit les tiges, taillants, accessoires et outils de qualité éprouvée qui servent les exploitations minières, les chantiers de construction, et les carrières, de l'Asie à l'Amérique du Nord, et des Alpes aux Andes. Avec 75 ans d'expérience d'approvisionnement de qualité renommée et de service sensible aux besoins des clients, Rockmore International vous aidera à amplifier votre productivité, et vous fournit les solutions économiques de forage de roche.

Avec Rockmore International, vous avez un partenaire avec le savoir-faire exceptionnel au niveau technique dans l'étude, la production et l'application. Notre personnel comprend bien vos besoins de perçage, et a l'expérience pour recommander les taillants et les accessoires appropriés.

Si vos exigences d'application sont uniques, les développeurs de produits de Rockmore International créeront les outils taillés sur mesure. Notre équipe de développement présente des outils innovateurs tous les ans – des outils qui sont rigoureusement éprouvés en situation réelle et qui dans leur performance excèdent les espérances de l'industrie. Rockmore International est qualifié selon EN-ISO 9001.

## Rockmore

Los proyectos de perforación de roca exigen una planificación exacta y cuidadosa a fin de garantizar su ejecución de forma exitosa. Especialmente en aplicaciones donde se hace necesaria la perforación de rocas de alta resistencia y dureza, las herramientas de Rockmore International utilizan en su manufactura principios de ingeniería avanzados combinados con una fabricación de alta precisión y de materiales de alta calidad.

Desde Asia hasta Norteamérica y desde los Alpes hasta los Andes, como fabricante a nivel global de brocas, barras y accesorios, Rockmore International suministra herramientas de alta calidad a fin de servir los proyectos en las industrias Minera, Construcción y Canteras. Los 75 años de renovada calidad y atento servicio al cliente de Rockmore International, le ayudarán a incrementar vuestra productividad mediante el suministro de soluciones efectivas en la reducción de los costos en la perforación de roca.

Rockmore International provee un excepcional asesoramiento técnico basado en un profundo conocimiento en el desarrollo, producción y aplicación de sus productos. Nuestro personal altamente capacitado entienden vuestras necesidades en perforación y tienen la capacidad técnica para recomendarles la broca y los accesorios más adecuados en vuestro trabajo.

Si vuestras necesidades y demanda de productos son únicas, los experimentados diseñadores de Rockmore International desarrollarán los productos especiales que vuestra obra requiera. Nuestro equipo de técnicos e ingenieros de diseño y desarrollo presentan todos los años nuevos productos e innovaciones; herramientas y nuevos conceptos que son rigurosamente probados en el campo y que con certeza rendirán más allá de las expectativas de la industria. Rockmore International esta certificada de acuerdo a la norma EN-ISO 9001.

[www.rockmore-intl.com](http://www.rockmore-intl.com)

	<b>Page</b>
	Seite / Page / Página
Integral rods .....	5-7
Monoblockbohrer / Fleurets monoblocs / Barrenas integrales	
Tapered drilling tools.....	9-17
Konusbohrausrüstung / Equipement de forage avec taillants coniques	
Equipamiento cónico para perforación	
Extension drilling tools .....	19-70
Verlängerungsbohrausrüstung / Equipement de rallonge / Varillaje de extensión	
Tunnelling and bolting drilling tools.....	71-87
Tunnel - Untertagebohrausrüstung / Equipement de rallonge / Varillaje de extensión	
Reaming tools .....	89-94
Erweiterungsbohrausrüstung / Equipement pour alésage / Varillaje de ensanchadoras	
Shank rods .....	95-97
Einsteckstangen / Tiges d'emmanchement / Barras Zancos	
Shank adapters (striking bars).....	99-125
Einsteckenden / Emmanchements / Zancos	
Accessories .....	127-131
Zubehör / Accessoires / Accesorios	
Index.....	133-143
Index / Index / Index	



# CERTIFICATE



## ISO 9001:2015

DEKRA Certification GmbH hereby certifies that the organization

### Rockmore Intl. GmbH

**Scope of certification:**

development, production and sale of rock drilling equipment,  
wage work for heat treatment and machining

**Certified location:**

Collinstraße 2, 8750 Judenburg, Österreich

has established and maintains a quality management system according to the above mentioned standard. The conformity was adduced with audit report no. A20011012.

Certificate registration no.:	30515279/3	Certificate valid from:	2020-04-14
Validity of previous certificate:	2020-04-13	Certificate valid to:	2023-04-13

Language translation



Dr. Gerhard Nagel  
DEKRA Certification GmbH, Stuttgart, 2020-04-13





**Contents**

Inhaltsverzeichnis / Sommaire / Indice

**Page**

Seite / Page / Página

Integral rods Hex 22 (7/8") .....	6-7
Monoblockbohrer Hex 22 (7/8") / Fleurets monoblocs Hex 22 (7/8") / Barrenas integrales Hex 22 (7/8")	

## Integral part numbers

The ROCKMORE integral rod part numbers have been drawn up in line with international standards. It is a self-explanatory system in which each part number fully identifies the integral.

## Das Nummernschema der Bezeichnung

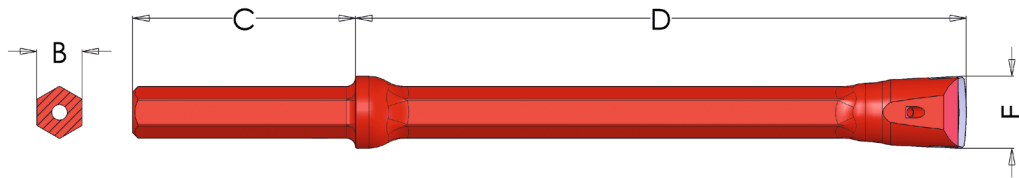
für ROCKMORE Monoblockbohrer ist nach dem internationalen Standard aufgebaut. Es handelt sich um ein "sprechendes Nummernsystem", bei dem jede Bestellnummer den gewünschten Bohrer eindeutig kennzeichnet.

## Système de numérotation du catalogue

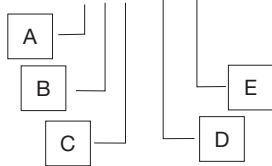
Le système de numération des pièces pour fleurets monoblocs ROCKMORE est établi selon une norme internationale. Il s'agit d'un système de numération »parlant«, grâce auquel chaque numéro de commande désigne clairement le fleuret.

## La codificación

De las barrenas integrales ROCKMORE responde al estándar internacional. Se trata de un "sistema numérico parlante", en el que cada número define claramente una característica de la herramienta en cuestión.

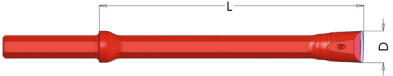


## ROCKMORE 714-0834



A	7	Mining tools	Gesteinsbohrwerkzeuge	Outil de forage pour perforation de roche	Accesorios para perforación de roca
B	1	Rod section 22 mm (7/8") hex	Schaftquerschnitt 22 mm hex	Section tige 6 pans 22 mm (7/8")	Cuerpo hexagonal de 22 mm (7/8")
	2	Rod section 19 mm (3/4") hex	Schaftquerschnitt 19 mm hex	Section tige 6 pans 19 mm (3/4")	Cuerpo hexagonal de 19 mm (3/4")
	3	Rod section 25 mm (1") hex	Schaftquerschnitt 25 mm hex	Section tige 6 pans 25 mm (1")	Cuerpo hexagonal de 25 mm (1")
C	4	108 mm (4 1/4") shank	108 mm lg. Einsteckende	Emmanchement 108 mm	Culata de 108 mm
	5	82 mm (3 1/4") shank	82 mm lg. Einsteckende	Emmanchement 82 mm	Culata de 82 mm
	7	159 mm (6 1/4") shank	159 mm lg. Einsteckende	Emmanchement 159 mm	Culata de 159 mm
	8	108 mm (4 1/4") x 22 mm (7/8") hex shank- rod section 3/4" hex	108 mm x 22 mm Einsteckende Schaftquerschnitt 19 mm hex	Emmanchement 108 mm x 22 mm Section tige 6 pans 19 mm	Culata de 108 mm x 22 mm - Cuerpo hexagonal de 19 mm
	9	82 mm (3 1/4") x 22 mm (7/8") hex shank- rod section 3/4" hex	82 mm x 22 mm Einsteckende - Schaftquerschnitt 19 mm hex	Emmanchement 82 mm x 22 mm Section tige 6 pans 19 mm	Culata de 82 mm x 22 mm - Cuerpo hexagonal de 19 mm
D		Effective length in dm, e.g. 08 dm = 800 mm (2' 7")	Nutzlänge in dm, z.B. 08 dm = 800 mm	Longueur utile en dm , p.ex. 08 dm = 800 mm	Largo útil en dm, p.ej. 08 dm = 800 mm
E		Gauge in mm, e.g. 34 = 34 mm (1 11/32")	Schneidenbreite in mm, z.B. 34 = 34 mm	Largeur tranchant en mm, p.ex. 34 = 34 mm	Diámetro de corte en mm, p.ej. 34 = 34 mm



Integral rods Monoblockbohrer Fleurets monoblocs Barrenas integrales	ISO Series	D		L		Description Bezeichnung Désignation Denominación	Part No. Artikel Nr. N° de réf. Cat. N°		
		[mm]	[in]	[mm]	[ft in]				
Shank H22 x 108 mm (7/8" x 4 1/4") Einsteckende / Emmanchement / Culata	11	34	1 11/32"	800	2' 7"	714-0834	A49134		
		33	1 5/16"	1600	5' 3"	714-1633	A49127		
	Hex 22 / Ø 7.2 mm	32	1 1/4"	2400	7' 10"	714-2432	A49121		
		31	1 7/32"	3200	10' 6"	714-3231	A49116		
		30	1 3/16"	4000	13' 1-1/2"	714-4030	A49113		
		29	1 1/8"	4800	15' 9"	714-4829	A49111		
		28	1 7/64"	5600	18' 4"	714-5628	A49105		
		27	1 1/16"	6400	21'	714-6427	A49102		
		12		40	1 9/16"	800	2' 7"	714-0840	A49159
				39	1 17/32"	1600	5' 3"	714-1639	A49153
				38	1 1/2"	2400	7' 10"	714-2438	A49151
				37	1 29/64"	3200	10' 6"	714-3237	A49148
				36	1 13/32"	4000	13' 1-1/2"	714-4036	A49146
				35	1 3/8"	4800	15' 9"	714-4835	A49140
				34	1 11/32"	5600	18' 4"	714-5634	A49137
				33	1 5/16"	6400	21'	714-6433	A49132
		13		34	1 11/32"	400	1' 4"	714-0434	A49133
				33	1 5/16"	800	2' 7"	714-0833	A49124
				32	1 1/4"	1200	3' 11"	714-1232	A49119
31	1 7/32"			1600	5' 3"	714-1631	A49114		
30	1 3/16"			2000	6' 7"	714-2030	A49112		
16		35	1 3/8"	600	1' 11-1/2"	714-0635	A49138		
		34	1 11/32"	1200	3' 11"	714-1234	A49135		
		33	1 5/16"	1800	5' 11"	714-1833	A49128		
		32	1 1/4"	2400	7' 10"	714-2432	A49121		
17		41	1 5/8"	600	1' 11-1/2"	714-0641	A49162		
		40	1 9/16"	1200	3' 11"	714-1240	A49160		
		39	1 17/32"	1800	5' 11"	714-1839	A49154		
		35	1 3/8"	460	1' 6"	714-0535	A49286		
		29	1 1/8"	800	2' 7"	714-0829	A49107		
		45	1 3/4"	800	2' 7"	714-0845	A49197		
		45	1 3/4"	1200	3' 11"	714-1245	A49198		
		32	1 1/4"	2000	6' 7"	714-2032	A49120		





**Contents**

Inhaltsverzeichnis / Sommaire / Indice

**Page**

Seite / Page / Página



Tapered tools

Konusbohrausrüstung / Equipement de forage avec taillants coniques / Equipamiento cónico para perforación

K2 (4°46').....	11-12
7° (HEX 22) .....	13
7° (HEX 25) .....	14
11° .....	15
12° .....	16-17

## Tapered drilling tools

Konusbohrersüstung / Equipement de forage avec taillants coniques / Equipamiento cónico para perforación



**MULTIPOINT**

## Carbide Design Selection



**ROCK MORE**  
INTERNATIONAL  
Rock Drilling Tools

HEM = Hemispherical button / Kugelstift / Boutons hémisphériques / Botones esféricos

BAL = Semi Ballistic button / Parabolidstift / Boutons semi paraboliques / Botones semi parabólicos

CON = Conical carbide on request / Deltastift auf Anfrage / Boutons delta sur demande / Botones conicos a solicitud

CP = Crownpoint carbide on request / Crownpoint Stift auf Anfrage / Boutons Crownpoint sur demande / Botones Crownpoint a solicitud

MP = MultiPoint carbide on request / MultiPoint Stift auf Anfrage / Boutons MultiPoint sur demande / Botones MultiPoint a solicitud

Blade bits are 1 mm bigger in diameter than the measurements in the catalogue.

Button bits are 1-2 mm bigger in diameter than the measurements in the catalogue.

Plattenbohrkronen sind 1 mm größer als das Nennmaß im Katalog.

Stiftbohrkronen sind 1-2 mm größer als das Nennmaß im Katalog.

Le diamètre des taillants à plaques est 1 mm plus grand que celui indiqué dans le catalogue.

Le diamètre des taillants à métal dur est de 1 à 2 mm plus grand que celui indiqué dans le catalogue.

Las medidas de las Broca con placas son 1 mm más grande que las medidas del catálogo.

Las medidas de las Broca con botones son 1-2 mm más grandes que las medidas del catálogo.

H22 mm (7/8") Taper rod can be fitted with seal for 5 mm (1/5") flushing tube on request. Add -10 to designation e.g.: 714-24K2-10

H22 mm Konusstange auf Wunsch mit Dichtung für 5 mm Spülrohr. An die Bezeichnung -10 anfügen wie z.B.: 714-24K2-10

Sur demande tiges coniques H22 mm avec joint à lèvres pour injection de 5 mm. Ajouter -10 à la désignation ; p.ex.: 714-24K2-10

Sobre pedido las Barra con punta cónica H22 mm se entregan con empaquetadura para tubo de barrido de 5 mm. En este caso agregar -10 a la denominación - p.ej.: 714-24K2-10

Taper rod can be carburized on request. Add -C to designation e.g.: 714-24K2-C

Konusstange auch auf Wunsch in aufgekohlter Ausführung erhältlich. An die Bezeichnung -C anfügen wie z.B.: 714-24K2-C

Sur demande nous pouvons carburer les tiges coniques. Ajouter -C à la désignation ; p.ex. : 714-24K2-C

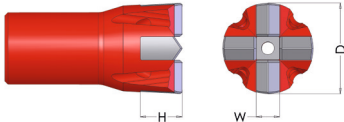
Sobre pedido las Barra con punta cónica se pueden conseguir también de forma carburada. En este caso agregar -C a la denominación -p.ej.: 714-24K2-C

**HEX 22 / K2 (7/8")**

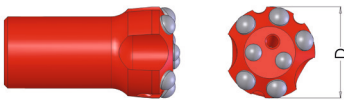
Taper 4° 46' / Konus / Cône / Cono

TAPERED DRILLING TOOLS

Bit Bohrkrone Taillant Broca	Carbide dimension Hartmetallabmessung Dimension métal dur Dimension metal duro		D		Flushing hole Spüllöcher trou d'injection Agujeros de Lavado		Part No. Artikel Nr. N° de réf. Cat. N°
	Width / Breite largeur / ancho	Height / Höhe hauteur / alto	[mm]	[in]	Front / Side		
	W [mm]	H [mm]					
Cross design multi use Kreuzschneide Mehrweg Taillant en croix reutilisable Broca en cruz uso multiple	8	14	32	1 1/4"	1	2	A49701
	8	14	34	1 11/32"	1	2	A49703
	8	14	35	1 3/8"	1	2	A49775
	8	14	36	1 13/32"	1	2	A49705
	8	14	38	1 1/2"	1	2	A49707
	8	14	40	1 9/16"	1	2	A49709
	8	14	41	1 5/8"	1	2	A49790
	8	14	42	1 21/32"	1	2	A49711
	8	14	45	1 3/4"	1	2	A49722
	8	14	46	1 13/16"	1	2	A49724
	8	14	48	1 7/8"	1	2	A49791
	8	14	51	2"	1	2	A49712
	8	14	57	2 1/4"	1	2	A49713



Button bit / Stiftbohrkrone Taillant à boutons métal dur Broca de botones	Carbide design	Gauge / Umfang terieur / exterior		Front / Stirnseite front / frontal		D	Flushing hole	Part No.			
		[No.]	[mm]	[No.]	[mm]						
Button bit / Stiftbohrkrone Taillant à boutons métal dur Broca de botones	HEM	5	7	2	7	33	1 5/16"	1	1	A41025	
	BAL	5	7	2	7	33	1 5/16"	1	1	A41035	
	HEM	5	8	2	7	35	1 3/8"	1	1	A41032	
	BAL	5	8	2	7	35	1 3/8"	1	1	A41075	
	HEM	5	8	2	7	36	1 13/32"	1	2	A41030	
	BAL	5	8	2	7	36	1 13/32"	1	1	A41091	
	HEM	5	9	2	7	38	1 1/2"	1	1	A41029	
	BAL	5	9	2	7	38	1 1/2"	1	1	A41076	
	HEM	5	9	2	9	41	1 5/8"	1	1	A41027	
	BAL	5	9	2	9	41	1 5/8"	1	1	A41034	
	HEM	5	10	2	9	45	1 3/4"	1	1	A41033	
	BAL	5	10	2	9	45	1 3/4"	1	1	A41077	
	HEM	5	11	2	9	48	1 7/8"	1	1	A41003	
	BAL	5	11	2	9	48	1 7/8"	1	1	A41005	
	HEM	5	11	2	10	50	1 31/32"	1	1	A41059	
	HEM	5	11	2	10	51	2"	1	1	A41031	
	B2	BAL	5	11	2	10	51	2"	1	1	A41007



Taper rod Konusstange Tiges conique Barra con cono	L		Description Bezeichnung Désignation Denominación	Part No. Artikel Nr. N° de réf. Cat. N°
	[mm]	[ft in]		
Shank H22 x 108 mm (7/8" x 4 1/4") Einsteckende / Emmanchement / Culata	500	1' 7-1/2"	714-05K2	A13427
	800	2' 7"	714-08K2	A13428
	1000	3' 3"	714-10K2	A13429
	1200	3' 11"	714-12K2	A48409
	1600	5' 3"	714-16K2	A13430
	2000	6' 7"	714-20K2	A12891
	2400	7' 10"	714-24K2	A13431
	3200	10' 6"	714-32K2	A13432
	4000	13' 1-1/2"	714-40K2	A13433
	4800	15' 9"	714-48K2	A13434
	5600	18' 4"	714-56K2	A13435
	Hex 22 / Ø 7.2 mm	6400	21'	714-64K2



## Tapered drilling tools

Konusbohräusrüstung / Equipement de forage avec taillants coniques / Equipamiento cónico para perforación

### HEX 22 / K2 (7/8")

Taper rod Konusstange Tiges conique Barra con cono	L		Description Bezeichnung Désignation Denominación	Part No. Artikel Nr. N° de réf. Cat. N°
	[mm]	[ft in]		
Shank H22 x 82 mm (7/8" x 3 1/4") Einsteckende / Emmanchement / Culata	500	1' 7-1/2"	715-05K2	A13418
	800	2' 7"	715-08K2	A13419
	1000	3' 3"	715-10K2	A13420
	1600	5' 3"	715-16K2	A13421
	2400	7' 10"	715-24K2	A13422
	3200	10' 6"	715-32K2	A13423
	4000	13' 1-1/2"	715-40K2	A13424
	4800	15' 9"	715-48K2	A13425
	5600	18' 4"	715-56K2	A13426

Hex 22 / Ø 7.2 mm



Knock off tool Kronenabschläger Outil pour décrochage des taillants Dispositivo para desenganchar brocas	Description Bezeichnung Désignation Denominación	Part No. Artikel Nr. N° de réf. Cat. N°
---	---	--



For taper bit with steel size hex 7/8"  
Für Konusbohrkronen auf Stangen-  
querschnitt Hex 22 mm  
Pour taillants coniques à utiliser sur tiges  
hexagonales d'un diamètre de 22 mm  
Para brocas cónicas a montar sobre  
barras hexagonales de un diámetro de  
22 mm

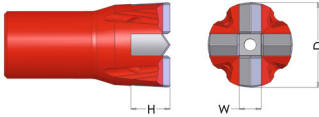
A46297

**HEX 22 / 7° (7/8")**

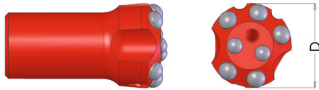
Taper 7° / Konus / Cône / Cono

TAPERED DRILLING TOOLS

Bit Bohrkrone Taillant Broca	Carbide dimension Hartmetallabmessung Dimension métal dur Dimension metal duro		D		Flushing hole Spüllöcher trou d'injection Agujeros de Lavado		Part No. Artikel Nr. N° de réf. Cat. N°
	Width / Breite largeur / ancho	Height / Höhe hauteur / alto	[mm]	[in]	Front / Side		
	W [mm]	H [mm]					
Cross design multi use Kreuzschneide Mehrweg Taillant en croix reutilisable Broca en cruz uso multiple	8	14	30	1 3/16"	1	2	A49758
	8	14	32	1 1/4"	1	2	A49765
	8	14	35	1 3/8"	1	2	A49798
	8	14	41	1 5/8"	1	2	A49746
	8	14	45	1 3/4"	1	2	A49763
	8	14	48	1 7/8"	1	2	A49764



Button bit / Stiftbohrkrone Taillant à boutons métal dur Broca de botones	Carbide design	Gauge / Umfang terieur / exterior		Front / Stirnseite front / frontal		[mm]	[in]			Part No.
		[No.]	[mm]	[No.]	[mm]					
	BAL	5	7	1	7	30	1 3/16"	1	1	A11020
	BAL	5	7	2	7	33	1 5/16"	1	1	A41074
	HEM	5	8	2	7	36	1 13/32"	1	1	A41065
	BAL	5	8	2	7	36	1 13/32"	1	1	A41010
	BAL	5	9	2	7	38	1 1/2"	1	1	A41096
	BAL	5	9	2	9	41	1 5/8"	1	1	A41052
	HEM	5	10	2	9	45	1 3/4"	1	1	A41099
	BAL	5	10	2	9	45	1 3/4"	1	1	A41053



B2

Taper rod Konusstange Tiges conique Barra con cono	L		Description Bezeichnung Désignation Denominación	Part No. Artikel Nr. N° de réf. Cat. N°
	[mm]	[ft in]		
Shank H22 x 108 mm (7/8" x 4 1/4") Einsteckende / Emmanchement / Culata	400	1' 4"	714-04K7	A48302
	600	1' 11-1/2"	714-06K7	A48371
	800	2' 7"	714-08K7	A48372
	1200	3' 11"	714-12K7	A48370
	1600	5' 3"	714-16K7	A48315
	2000	6' 7"	714-20K7	A48383
	2400	7' 10"	714-24K7	A48404
	3200	10' 6"	714-32K7	A48393
	3600	11' 9-3/4"	714-36K7	A43438
4000	13' 1-1/2"	714-40K7	A48444	



Hex 22 / Ø 7.2 mm

Knock off tool Kronenabschläger Outil pour décrochage des taillants Dispositivo para desenganchar brocas	Description Bezeichnung Désignation Denominación	Part No. Artikel Nr. N° de réf. Cat. N°
---	---	--



For taper bit with steel size hex 7/8"  
Für Konusbohrkronen auf Stangen-  
querschnitt Hex 22 mm  
Pour taillants coniques à utiliser sur tiges  
hexagonales d'un diamètre de 22 mm  
Para brocas cónicas a montar sobre  
barras hexagonales de un diámetro de  
22 mm

A46297

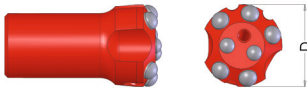
## Tapered drilling tools

Konusbohrersrstung / Equipement de forage avec taillants coniques / Equipamiento cnico para perforacin

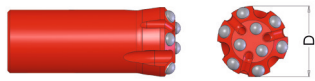
### HEX 25 / 7° (1")

Taper 7° / Konus / Cne / Cono

Bit Bohrkrone Taillant Broca	Carbide design	Gauge / Umfang terieur / exterior		Front / Stirnseite front / frontal		D		Flushing hole Spllcher trou d'injection Agujeros de Lavado		Part No. Artikel Nr. N° de rf. Cat. N°
		[No.]	[mm]	[No.]	[mm]	[mm]	[in]	Front / Side		
Button bit / Stiftbohrkrone Taillant à boutons mtal dur Broca de botones	HEM	5	7	2	7	34	1 11/32"	1	1	A41060
	BAL	5	8	2	7	36	1 13/32"	1	1	A41013
	HEM	5	9	2	8	41	1 5/8"	1	1	A41012
	BAL	5	9	2	8	41	1 5/8"	1	1	A41011




B2



CP	6	8	3	7	41	1 5/8"	3	0	A41019
BAL	6	8	3	7	41	1 5/8"	3	0	A41018
BAL	6	9	3	7	43	1 11/16"	3	1	A41093
BAL	6	9	3	8	45	1 3/4"	3	1	A41004

B3

Taper rod Konusstange Tiges conique Barra con cono	L		Description Bezeichnung Dsignation Denominacin	Part No. Artikel Nr. N° de rf. Cat. N°
	[mm]	[ft in]		
Shank H25 x 108 mm (1" x 4 1/4") Einsteckende / Emmanchement / Culata	900	2' 11"	734-09K7	A43370
	1200	3' 11"	734-12K7	A43371
	1500	4' 11"	734-15K7	A43455
	1600	5' 3"	734-16K7	A43463
	1830	6'	734-18K7	A43456
	2200	7' 2-1/2"	734-22K7	A43462
	2600	8' 6"	734-26K7	A43444
	3200	10' 6"	734-32K7	A43473
	3900	12' 9-1/2"	734-39K7	A43445
	Hex 25 / Ø 7.6 mm Shank H25 x 108 mm (1" x 4 1/4") without collar Einsteckende ohne Bund / Emmanchement sans collerette Culata sin collar	660	2' 2"	734-06K7
1100		3' 7-9/32"	734-10K7	A43458
1500		4' 11"	734-14K7	A43459
1900		6' 2-13/16"	734-18K7	A43498
2100		6' 10-5/8"	734-20K7	A43465



Hex 25 / Ø 7.6 mm

Knock off tool Kronenabschlger Outil pour dcrochage des taillants Dispositivo para desenganchar brocas	Description Bezeichnung Dsignation Denominacin	Part No. Artikel Nr. N° de rf. Cat. N°
---	---	--



For taper bit with steel size hex 1"  
Fr Konusbohrkronen auf Stangen-  
querschnitt Hex 25 mm  
Pour taillants coniques à utiliser sur tiges  
hexagonales d'un diamtre de 25 mm  
Para brocas cnicas a montar sobre  
barras hexagonales de un dimetro de  
25 mm

A46298

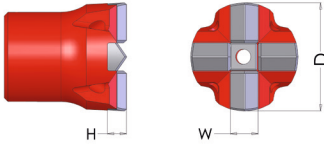


**HEX 22 / 11° (7/8")**

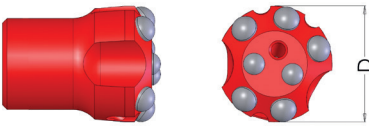
Taper 11° / Konus / Cône / Cono

TAPERED DRILLING TOOLS

Bit Bohrkrone Taillant Broca	Carbide dimension Hartmetallabmessung Dimension métal dur Dimension metal duro		D		Flushing hole Spüllöcher trou d'injection Agujeros de Lavado		Part No. Artikel Nr. N° de réf. Cat. N°
	Width / Breite largeur / ancho	Height / Höhe hauteur / alto	[mm]	[in]	Front / Side		
	W [mm]	H [mm]					
Cross design single use / Kreuzschneide Einweg / Taillant en croix usage unique Broca en cruz uso sencillo	8	6	28	1 1/8"	1	2	A49792
	8	6	32	1 1/4"	1	2	A49776
	8	6	35	1 3/8"	1	2	A49749
	8	6	38	1 1/2"	1	2	A49736
	8	6	41	1 5/8"	1	2	A49752
	8	6	45	1 3/4"	1	2	A49737
	8	6	48	1 7/8"	1	2	A49747
	8	6	51	2"	1	2	A49750



Button bit / Stiftbohrkrone Taillant à boutons métal dur Broca de botones	Carbide design	Gauge / Umfang terieur / exterior		Front / Stirnseite front / frontal		D	Flushing hole	Part No.		
		[No.]	[mm]	[No.]	[mm]					
		HEM	5	7	2				7	32
BAL	5	7	2	7	32	1 1/4"	1	1	A41023	
HEM	5	7	2	7	33	1 5/16"	1	1	A41079	
BAL	5	7	2	7	33	1 5/16"	1	1	A41080	
HEM	5	8	2	7	35	1 3/8"	1	1	A41081	
CP	5	8	2	7	35	1 3/8"	1	1	A41040	
BAL	5	8	2	7	35	1 3/8"	1	1	A41041	
HEM	5	9	2	7	38	1 1/2"	1	1	A41082	
BAL	5	9	2	7	38	1 1/2"	1	1	A41042	
HEM	5	9	2	9	41	1 5/8"	1	1	A41083	
BAL	5	9	2	9	41	1 5/8"	1	1	A41084	
HEM	5	10	2	9	45	1 3/4"	1	1	A41085	
B2	BAL	5	10	2	9	45	1 3/4"	1	1	A41086



Taper rod Konusstange Tiges conique Barra con cono	L		Description Bezeichnung Désignation Denominación	Part No. Artikel Nr. N° de réf. Cat. N°
	[mm]	[ft in]		
	Shank H22 x 108 mm (7/8" x 4 1/4") Einsteckende / Emmanchement / Culata	610		
760		2' 6"	714-08K11	A48493
1220		4'	714-12K11	A48494
1370		4' 6"	714-14K11	A48499
1525		5'	714-15K11	A41624
1600		5' 3"	714-16K11	A48367
1830		6'	714-18K11	A48495
1980		6' 6"	714-20K11	A43492
2440		8'	714-24K11	A48497
2590		8' 6"	714-26K11	A48312
3050		10'	714-30K11	A48341
3200		10' 6"	714-32K11	A48324
3660		12'	714-36K11	A43321
4000		13' 1-1/2"	714-40K11	A48344
4270		14'	714-43K11	A48345
Hex 22 / Ø 7.2 mm	4575	15'	714-46K11	A48346



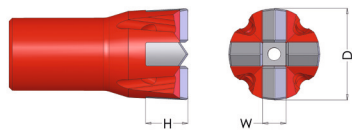
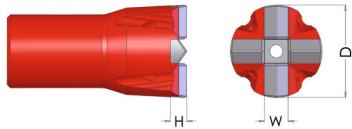
## Tapered drilling tools

Konusbohrausrüstung / Equipement de forage avec taillants coniques / Equipamiento cónico para perforación

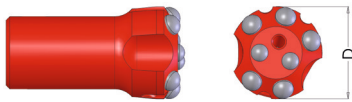
### HEX 22 / 12° (7/8")

Taper 12° / Konus / Cône / Cono

Bit Bohrkrone Taillant Broca	Carbide dimension Hartmetallabmessung Dimension métal dur Dimension metal duro		D		Flushing hole Spüllöcher trou d'injection Agujeros de Lavado		Part No. Artikel Nr. N° de réf. Cat. N°
	Width / Breite largeur / ancho	Height / Höhe hauteur / alto	[mm]	[in]	Front / Side		
	W [mm]	H [mm]					
Cross design single use / Kreuzschneide Einweg Taillant en croix unique usage / Broca en cruz uso	8	6	32	1 1/4"	1	2	A49781
	8	6	35	1 3/8"	1	2	A49782
	8	6	38	1 1/2"	1	2	A49771
	8	6	41	1 5/8"	1	2	A49783
	8	6	45	1 3/4"	1	2	A49784
	8	6	48	1 7/8"	1	2	A49785
Cross design multi use / Kreuzschneide Mehrweg Taillant en croix reutilisable / Broca en cruz uso multiple	8	14	32	1 1/4"	1	2	A49731
	8	14	35	1 3/8"	1	2	A49739
	8	14	38	1 1/2"	1	2	A49760
	8	14	41	1 5/8"	1	2	A49787
	8	14	45	1 3/4"	1	2	A49788
	8	14	48	1 7/8"	1	2	A49793
	8	14	51	2"	1	2	A49794



	Carbide design	Gauge / Umfang terieur / exterior		Front / Stirnseite front / frontal		D	Flushing hole	Part No.		
		[No.]	[mm]	[No.]	[mm]					
Button bit / Stiftbohrkrone Taillant à boutons métal dur Broca de botones	BAL	4	7	1	7	28	1 1/8"	1 1	A11024	
	BAL	4	7	1	7	31	1 7/32"	1 1	A41016	
	HEM	5	7	2	7	32	1 1/4"	1 1	A41048	
	BAL	5	7	2	7	32	1 1/4"	1 1	A41057	
	HEM	5	7	2	7	33	1 5/16"	1 1	A41014	
	BAL	5	7	2	7	33	1 5/16"	1 1	A41015	
	HEM	5	8	2	7	35	1 3/8"	1 1	A41046	
	BAL	5	8	2	7	35	1 3/8"	1 1	A41064	
	HEM	5	9	2	7	38	1 1/2"	1 1	A41047	
	BAL	5	9	2	7	38	1 1/2"	1 1	A41049	
	HEM	5	9	2	9	41	1 5/8"	1 1	A41069	
	BAL	5	9	2	9	41	1 5/8"	1 1	A41050	
	HEM	5	10	2	9	45	1 3/4"	1 1	A41070	
	B2	BAL	5	10	2	9	45	1 3/4"	1 1	A41087




**HEX 22 / 12° (7/8")**

Taper 12° / Konus / Cône / Cono

Taper rod Konusstange Tiges conique Barra con cono	L		Description Bezeichnung Désignation Denominación	Part No. Artikel Nr. N° de réf. Cat. N°
	[mm]	[ft in]		
Shank H22 x 108 mm (7/8" x 4 1/4") Einsteckende / Emmanchement / Culata	610	2'	714-06K12	A48472
	760	2' 6"	714-08K12	A48489
	915	3'	714-09K12	A43348
	1220	4'	714-12K12	A48473
	1370	4' 6"	714-14K12	A48492
	1525	5'	714-15K12	A48305
	1830	6'	714-18K12	A48474
	1980	6' 6"	714-20K12	A48490
	2440	8'	714-24K12	A48475
	2590	8' 6"	714-26K12	A41623
	3050	10'	714-30K12	A48476
	3200	10' 6"	714-32K12	A41518
	3660	12'	714-36K12	A43316
	3960	13'	714-40K12	A48485
	4270	14'	714-43K12	A48355
	4575	15'	714-46K12	A48356
	4875	16'	714-49K12	A43375



Hex 22 / Ø 7.2 mm

Knock off tool Kronenabschläger Outil pour décrochage des taillants Dispositivo para desenganchar brocas	Description Bezeichnung Désignation Denominación	Part No. Artikel Nr. N° de réf. Cat. N°
	For taper bit with steel size hex 7/8" Für Konusbohrkronen auf Stangenquerschnitt Hex 22 mm Pour taillants coniques à utiliser sur tiges hexagonales d'un diamètre de 22 mm Para brocas cónicas a montar sobre barras hexagonales de un diámetro de 22 mm	A46297

TAPERED DRILLING TOOLS





**Contents**

Inhaltsverzeichnis / Sommaire / Índice

**Page**


Seite / Page / Página

Extension drilling tools / Verlängerungsbohrausrüstung  
Equipement de rallonge / Varillaje de extensión

R22 (7/8") .....	21-22
R25 (1").....	23-25
R28 (1 1/8") .....	26-28
R32 (1 1/4") .....	29-33
T35 (1 3/8").....	34
R38 (1 1/2") .....	35-37
T38 (1 1/2").....	38-44
T45 (1 3/4") .....	45-50
T51 (2").....	51-58
XT51 (2").....	59-61
ST58 (2 1/4").....	62-63
GT60 (2 1/4") .....	64-68
T-WiZ60.....	69-70

## Extension drilling tools

Verlängerungsbohrausrüstung / Equipement de rallonge / Varillaje de extensión



**MULTIPOINT**

# Carbide Design Selection



**ROCK MORE**  
INTERNATIONAL  
Rock Drilling Tools

EXTENSION DRILLING TOOLS

HEM = Hemispherical button / Kugelstift / Boutons hémisphériques / Botones esféricos  
 BAL = Semi Ballistic button / Parabolidstift / Boutons semi paraboliques / Botones semi parabólicos  
 CON = Conical carbide on request / Deltastift auf Anfrage / Boutons delta sur demande / Botones conicos a solicitud  
 CP = Crownpoint carbide on request / Crownpoint Stift auf Anfrage / Boutons Crownpoint sur demande / Botones Crownpoint a solicitud  
 MP = MultiPoint carbide on request / MultiPoint Stift auf Anfrage / Boutons MultiPoint sur demande / Botones MultiPoint a solicitud

Blade bits are 1 mm bigger in diameter than the measurements in the catalogue.  
 Button bits are 1-2 mm bigger in diameter than the measurements in the catalogue.


Plattenbohrkronen sind 1 mm größer als das Nennmaß im Katalog.  
 Stiftbohrkronen sind 1-2 mm größer als das Nennmaß im Katalog.

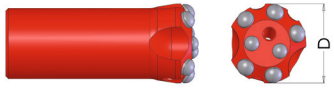
Le diamètre des taillants à plaques est 1 mm plus grand que celui indiqué dans le catalogue.  
 Le diamètre des taillants à métal dur est de 1 à 2 mm plus grand que celui indiqué dans le catalogue.

Las medidas de las Broca con placas son 1 mm más grande que las medidas del catálogo.  
 Las medidas de las Broca con botones son 1-2 mm más grandes que las medidas del catálogo.



R22 (7/8")



Bit Bohrkrone Taillant Broca	Carbide dimension Hartmetallabmessung Dimension métal dur Dimension metal duro						D		Flushing hole Spüllöcher trou d'injection Agujeros de Lavado		Part No. Artikel Nr. N° de réf. Cat. N°	
	Carbide design	Gauge / Umfang diamètre / diámetro		Front / Stirnseite front / frente		[mm]	[in]	Front / Side				
		[No.]	[mm]	[No.]	[mm]							
Button bit / Stiftbohrkrone Taillant à boutons métal dur Broca de botones 	1)	HEM	5	7	2	7	32	1 1/4"	1	1	A44241	
	1)	BAL	5	7	2	7	32	1 1/4"	1	1	A44705	
	1)	HEM	5	8	2	7	34	1 11/32"	1	1	A44237	
	1)	BAL	5	8	2	7	34	1 11/32"	1	1	A44238	
		HEM	5	8	2	7	35	1 3/8"	1	1	A44503	
		HEM	5	9	2	7	38	1 1/2"	1	1	A44599	
		HEM	5	9	2	9	41	1 5/8"	1	1	A44614	
		HEM	5	9.5	2	8	43	1 11/16"	1	1	A41193	
	B2		HEM	5	10	2	9	45	1 3/4"	1	1	A44615

	Width / Breite largeur / ancho W [mm]	Height / Höhe hauteur / alto H [mm]						
--	---	---	--	--	--	--	--	--

Cross design multi use / Kreuzschneide Mehrweg Taillant en croix reutilisable / Broca en cruz uso multiple 	8	14	35	1 3/8"	1	4	A49679
	8	14	38	1 1/2"	1	4	A49651
	8	14	41	1 5/8"	1	4	A49662

Extension rod Verlängerungsstange Tige allonges Barra de extensión	L		Part No. Artikel Nr. N° de réf. Cat. N°
	[mm]	[ft in]	
Hex 22 (7/8") / Flushing hole Ø 7.2 mm (Ø 9/32") 	610	2'	A47045
	915	3'	A47211
	1220	4'	A47153
	1525	5'	A47212
	1830	6'	A47162

Shank rod Einsteckstange Tige d'emmanchement Barra con espiga	D		L		Part No. Artikel Nr. N° de réf. Cat. N°
	[mm]	[in]	[mm]	[in]	



See page / Siehe Seiten  
voir page / ver página \_\_\_\_\_ 97

EXTENSION DRILLING  
TOOLS


1) = Only for single rod drilling / Nur für das Bohren mit einer Stange geeignet / Uniquement propre au forage à l'aide d'un seul tige  
Solamente para perforación con una barra

# Extension drilling tools

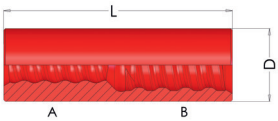
Verlängerungsbohrausrüstung / Equipement de rallonge / Varillaje de extensión

## R22 (7/8")

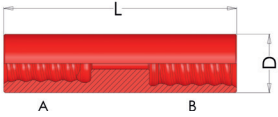
Coupling Muffe Manchon Acople	D		L		Part No. Artikel Nr. N° de réf. Cat. N°
	[mm]	[in]	[mm]	[in]	
	30	1 3/16"	140	5 1/2"	A41663



Coupling adapter Übergangsmuffe Manchon d'adaptation Acople adaptador	Thread Gewinde Filet Rosca		D		L		Part No. Artikel Nr. N° de réf. Cat. N°
	A	B	[mm]	[in]	[mm]	[in]	
	R22	R25	35	1 3/8"	142	5 19/32"	A41664



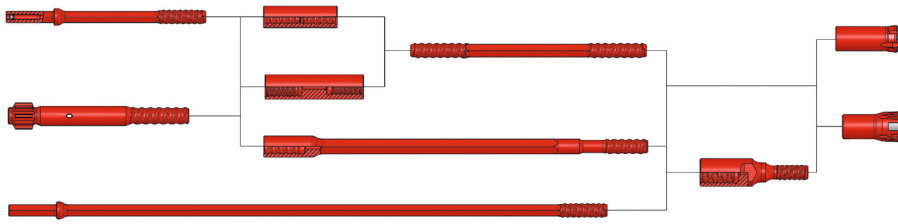
Full bridge / Mittelsteg / Nervure central Nervio central	R22	R25	35	1 3/8"	165	6 1/2"	A48504
--	-----	-----	----	--------	-----	--------	--------


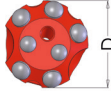

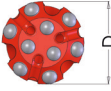

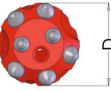

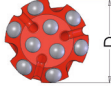


EXTENSION DRILLING TOOLS



R25 (1")



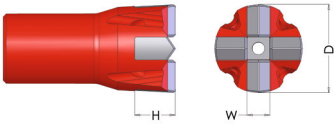
Bit Bohrkrone Taillant Broca	Carbide dimension Hartmetallabmessung Dimension métal dur Dimension metal duro					D		Flushing hole Spüllöcher trou d'injection Agujeros de Lavado		Part No. Artikel Nr. N° de réf. Cat. N°		
	Carbide design	Gauge / Umfang diamètre / diámetro		Front / Stirnseite front / frente		[mm]	[in]	Front / Side				
		[No.]	[mm]	[No.]	[mm]							
Button bit / Stiftbohrkrone Taillant à boutons métal dur Broca de botones  	1)	HEM	5	7	2	7	32	1 1/4"	1	1	A44124	
	1)	BAL	5	7	2	7	32	1 1/4"	1	1	A44125	
	1)	HEM	5	7	2	7	33	1 5/16"	1	1	A44847	
	1)	BAL	5	7	2	7	33	1 5/16"	1	1	A44616	
	1)	HEM	5	8	2	7	35	1 3/8"	1	1	A44741	
	1)	BAL	5	8	2	7	35	1 3/8"	1	1	A44647	
	1)	HEM	5	8	2	7	36	1 13/32"	1	1	A44507	
		HEM	5	9	2	7	38	1 1/2"	1	1	A44617	
		HEM	5	9.5	2	7	38	1 1/2"	1	1	A44743	
		BAL	5	9	2	7	38	1 1/2"	1	1	A44754	
		HEM	5	9	2	9	41	1 5/8"	1	1	A44673	
		BAL	5	9	2	9	41	1 5/8"	1	1	A44677	
		HEM	5	9.5	2	8	43	1 11/16"	1	1	A44623	
		BAL	5	9.5	2	8	43	1 11/16"	1	1	A44991	
		HEM	5	10	2	9	45	1 3/4"	1	1	A44602	
		BAL	5	10	2	9	45	1 3/4"	1	1	A44603	
		HEM	5	11	2	9	48	1 7/8"	1	1	A44326	
		BAL	5	11	2	9	48	1 7/8"	1	1	A44327	
	B2  		BAL	6	7	3	7	35	1 3/8"	3	1	A16078
			HEM	6	9	3	7	43	1 11/16"	3	1	A16079
		CP/HEM	6	9	3	7	43	1 11/16"	3	1	A16080	
		HEM	6	9	3	8	45	1 3/4"	3	1	A44618	
		BAL	6	9	3	8	45	1 3/4"	3	1	A44619	
		HEM	6	9	3	9	48	1 7/8"	3	1	A44624	
		BAL	6	9	3	9	48	1 7/8"	3	1	A44625	
		HEM	6	10	3	9.5	51	2"	3	1	A44767	
		BAL	6	10	3	9.5	51	2"	3	1	A44626	
		HEM	6	10	3	10	57	2 1/4"	3	1	A44629	
		BAL	6	10	3	10	57	2 1/4"	3	1	A44632	
B3  			BAL	5	9	2	9	41	1 5/8"	1	1	A44968
			BAL	5	9.5	2	8	43	1 11/16"	1	1	A44062
			BAL	5	10	2	9	45	1 3/4"	1	1	A44063
Flat Face / Retrac  		HEM	6	9	3	9	48	1 7/8"	3	1	A44221	
		BAL	6	9	3	9	48	1 7/8"	3	1	A44222	
		BAL	6	10	3	9.5	51	2"	3	1	A44254	
		HEM	6	10	3	10	57	2 1/4"	3	1	A41189	
		BAL	6	10	3	10	57	2 1/4"	3	1	A41187	
Flat Face / Retrac		BAL	6	10	3	10	60	2 3/8"	3	1	A44189	


1) = Only for single rod drilling / Nur für das Bohren mit einer Stange geeignet / Uniquement propre au forage à l'aide d'un seul tige  
Solamente para perforación con una barra


## Extension drilling tools

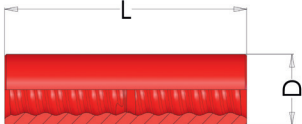
Verlängerungsbohrausrüstung / Equipement de rallonge / Varillaje de extensión

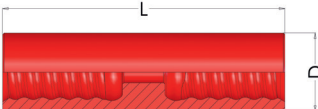
### R25 (1")

Bit Bohrkrone Taillant Broca	Carbide dimension Hartmetallabmessung Dimension métal dur Dimension metal duro		D		Flushing hole Spüllöcher trou d'injection Agujeros de Lavado		Part No. Artikel Nr. N° de réf. Cat. N°
	Width / Breite largeur / ancho W [mm]	Height / Höhe hauteur / alto H [mm]	[mm]	[in]	Front / Side		
Cross design multi use / Kreuzschneide Mehrweg Taillant en croix reutilisable Broca en cruz uso multiple 	8	14	35	1 3/8"	1	4	A49673
	8	14	38	1 1/2"	1	4	A49600
	8	14	41	1 5/8"	1	4	A49601
	8	14	43	1 11/16"	1	4	A49602
	8	14	45	1 3/4"	1	4	A49603
	9.5	19	48	1 7/8"	1	4	A49640
	9.5	19	51	2"	1	4	A49660
	9.5	19	57	2 1/4"	1	4	A49658

Extension rod Verlängerungsstange Tige allonges Barra de extensión	D		L		Part No. Artikel Nr. N° de réf. Cat. N°
	[mm]	[in]	[mm]	[ft in]	
Hex 25 / Flushing hole Ø 8.6 mm (Ø 11/32") 			610	2'	A47199
			915	3'	A14943
			1000	3' 3"	A14950
			1220	4'	A14944
			1500	4' 11"	A14952
			1525	5'	A41565
			1830	6'	A14946
			2100	6' 10-5/8"	A14949
			2435	8'	A14947
			3050	10'	A14926
			3660	12'	A41560
		4305	14' 1-1/2"	A47086	

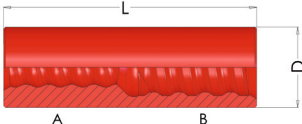
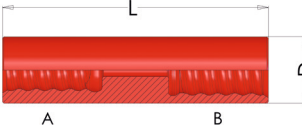
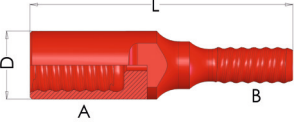
MF-rod Hex 25 / Flushing hole Ø 8.6 mm (Ø 11/32") 	36	1 13/32"	610	2'	A43778
	36	1 13/32"	1220	4'	A43779
	36	1 13/32"	1525	5'	A43789
	36	1 13/32"	1830	6'	A43790
	36	1 13/32"	2435	8'	A43791
	36	1 13/32"	3050	10'	A43792
	36	1 13/32"	3660	12'	A43802

Coupling Muffe Manchon Acople	D		L		Part No. Artikel Nr. N° de réf. Cat. N°
	[mm]	[in]	[mm]	[in]	
	33	1 5/16"	150	5 29/32"	A13330
	35	1 3/8"	150	5 29/32"	A13332

Full bridge / Mittelsteg / Nervure centrale / Nervio central 	35	1 3/8"	200	7 7/8"	A17233
---	----	--------	-----	--------	--------

1) = Only for single rod drilling / Nur für das Bohren mit einer Stange geeignet / Uniquement propre au forage à l'aide d'un seul tige  
Solamente para perforación con una barra

## R25 (1")

Coupling adapter Übergangsmuffe Manchon d'adaptation Acople adaptador	Thread Gewinde Filet Rosca		D		L		Part No. Artikel Nr. N° de réf. Cat. N°
	A	B	[mm]	[in]	[mm]	[in]	
	R22	R25	35	1 3/8"	142	5 19/32"	A41664
	R25	R28	38	1 1/2"	150	5 29/32"	A41665
	R25	R32	44	1 23/32"	150	5 29/32"	A11445
Full bridge / Mittelsteg / Nervure central Nervio central	R22	R25	35	1 3/8"	165	6 1/2"	A48504
	R25	R28	39	1 17/32"	170	6 11/16"	A48505
	R25	R32	44	1 23/32"	200	7 7/8"	A17235
	R25	R38	55	2 5/32"	170	6 11/16"	A41690
	R25	T38	55	2 5/32"	170	6 11/16"	A41695
	Thread Gewinde Filet Rosca		D		L		Part No. Artikel Nr. N° de réf. Cat. N°
	A	B	[mm]	[in]	[mm]	[in]	
	R25	R28	44	1 23/32"	185	7 9/32"	A11424
	R25	R32	44	1 23/32"	185	7 9/32"	A11425
	R28	R25	44	1 23/32"	185	7 9/32"	A48696
R32	R25	44	1 23/32"	210	8 1/4"	A11428	
	Thread Gewinde Filet Rosca		D		L		Part No. Artikel Nr. N° de réf. Cat. N°
	A	B	[mm]	[in]	[mm]	[in]	
	Shank rod Einsteckstange Tige d'emmanchement Barra con espiga		D		L		Part No. Artikel Nr. N° de réf. Cat. N°
			[mm]	[in]	[mm]	[in]	



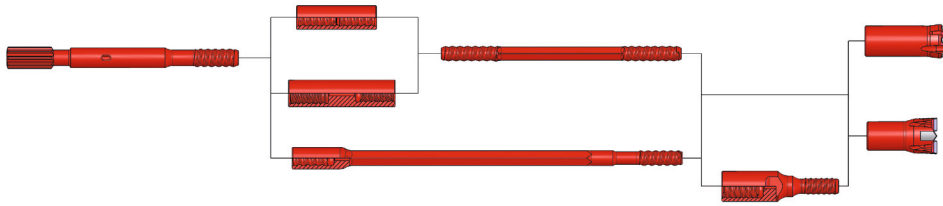
See page / Siehe Seiten  
voir page / ver página \_\_\_\_\_ 97

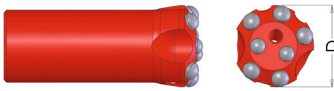

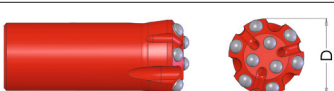
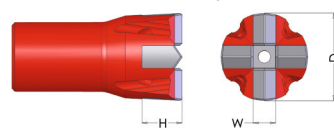
EXTENSION DRILLING  
TOOLS

# Extension drilling tools

Verlängerungsbohrausrüstung / Equipement de rallonge / Varillaje de extensión


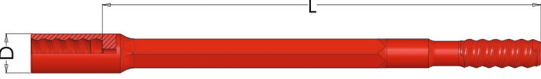
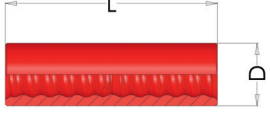
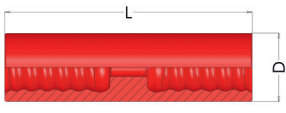
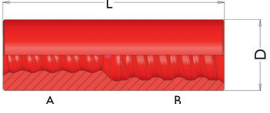
R28 (1 1/8")



Bit Bohrkrone Taillant Broca	Carbide dimension Hartmetallabmessung Dimension métal dur Dimension metal duro						D		Flushing hole Spüllöcher trou d'injection Agujeros de Lavado		Part No. Artikel Nr. N° de réf. Cat. N°	
	Carbide design	Gauge / Umfang diamètre / diámetro		Front / Stirnseite front / frente		[mm]	[in]	Front / Side				
		[No.]	[mm]	[No.]	[mm]							
Button bit / Stiftbohrkrone Taillant à boutons métal dur Broca de botones  	1)	HEM	5	8	2	7	36	1 13/32"	1	3	A44792	
	1)	BAL	5	8	2	7	36	1 13/32"	1	1	A44990	
	1)	HEM	5	8	2	8	38	1 1/2"	1	3	A44664	
	1)	BAL	5	8	2	8	38	1 1/2"	1	3	A44633	
	1)	BAL	5	9	2	7	38	1 1/2"	1	1	A44727	
	1)	HEM	5	9	2	9	41	1 5/8"	1	1	A44628	
	1)	BAL	5	9	2	9	41	1 5/8"	1	1	A44656	
		HEM	5	9.5	2	8	43	1 11/16"	1	1	A44994	
		BAL	5	9.5	2	8	43	1 11/16"	1	1	A44661	
		HEM	5	10	2	9	45	1 3/4"	1	1	A44729	
		BAL	5	10	2	9	45	1 3/4"	1	1	A44563	
	B2	HEM	5	11	2	9	48	1 7/8"	1	1	A44887	
			HEM	6	8	2	8	43	1 11/16"	2	0	A44807
			BAL	6	8	2	8	43	1 11/16"	2	0	A44713
			BAL	6	9	2	9	45	1 3/4"	2	0	A44826
	B  		HEM	6	9	3	8	45	1 3/4"	3	1	A44564
		BAL	6	9	3	8	45	1 3/4"	3	1	A44662	
		HEM	6	9	3	9	48	1 7/8"	3	1	A44683	
		BAL	6	9	3	9	48	1 7/8"	3	1	A44698	
		HEM	6	10	3	9.5	51	2"	3	1	A44753	
B3	BAL	6	10	3	9.5	51	2"	3	1	A44699		
		Width / Breite largeur / ancho		Height / Höhe altura / alto								
		W [mm]		H [mm]								
Cross design multi use / Kreuzschneide Mehrweg Taillant en croix reutilisable Broca en cruz uso multiple  	1)		8		14		35	1 3/8"	1	4	A49696	
	1)		8		14		38	1 1/2"	1	4	A49604	
	1)		8		14		41	1 5/8"	1	4	A49605	
			8		14		45	1 3/4"	1	4	A49607	

1) = Only for single rod drilling / Nur für das Bohren mit einer Stange geeignet / Uniquement propre au forage à l'aide d'un seul tige  
Solamente para perforación con una barra

## R28 (1 1/8")

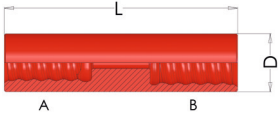
Extension rod Verlängerungsstange Tige allonges Barra de extensión	D		L		Part No. Artikel Nr. N° de réf. Cat. N°		
	[mm]	[in]	[mm]	[ft in]			
Hex 28 / Flushing hole Ø 8.8 mm (Ø 11/32") 			610	2'	A47235		
			915	3'	A47236		
			1220	4'	A47237		
			1525	5'	A47156		
			1830	6'	A47308		
			2435	8'	A47261		
			3050	10'	A47092		
			3660	12'	A47295		
			3700	12' 1-1/2"	A41541		
			4005	13' 1-1/2"	A47259		
MF-rod Hex 28 / Flushing hole Ø 8.8 mm (Ø 11/32") 	39	1 17/32"	610	2'	A43729		
	39	1 17/32"	915	3'	A43653		
	39	1 17/32"	1200	3' 11"	A43667		
	39	1 17/32"	1525	5'	A47067		
	39	1 17/32"	2435	8'	A43786		
	39	1 17/32"	3050	10'	A43893		
	39	1 17/32"	3660	12'	A43894		
Coupling Muffe Manchon Acople 			39	1 17/32"	150	5 29/32"	A41661
Full bridge / Mittelsteg / Nervure centrale / Nervio central 			39	1 17/32"	160	6 5/16"	A41659
Coupling adapter Übergangsmuffe Manchon d'adaptation Acople adaptador 	Thread Gewinde Filet Rosca		D		L		Part No. Artikel Nr. N° de réf. Cat. N°
	A	B	[mm]	[in]	[mm]	[in]	
	R25	R28	38	1 1/2"	150	5 29/32"	A41665
	R28	R32	44	1 23/32"	150	5 29/32"	A48604
	R28	R38	55	2 5/32"	160	6 5/16"	A13349
R28	T38	55	2 5/32"	165	6 1/2"	A41697	

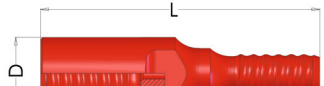
## Extension drilling tools

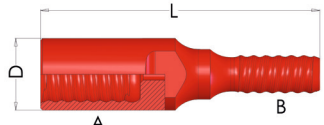
Verlängerungsbohrausrüstung / Equipement de rallonge / Varillaje de extensión

### R28 (1 1/8")

Coupling adapter Übergangsmuffe Manchon d'adaptation Acople adaptador	Thread / Gewinde Filet / Rosca		D		L		Part No. Artikel Nr. N° de réf. Cat. N°
	A	B	[mm]	[in]	[mm]	[in]	
Full bridge / Mittelsteg / Nervue centrale / Nervio central	R25	R28	39	1 17/32"	170	6 11/16"	A48505
	R28	R32	44	1 23/32"	170	6 11/16"	A48506
	R28	T38	55	2 5/32"	170	6 11/16"	A48517

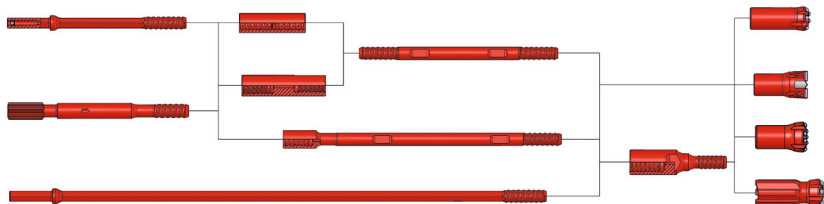


Bit adapter Übergangsstück Manchon d'adaptation Adaptador de broca	Thread / Gewinde Filet / Rosca		D		L		Part No. Artikel Nr. N° de réf. Cat. N°
	A	B	[mm]	[in]	[mm]	[in]	
	R25	R28	44	1 23/32"	185	7 9/32"	A11424
	R28	R25	44	1 23/32"	185	7 9/32"	A48696
	R28	R32	44	1 23/32"	185	7 9/32"	A11427



EXTENSION DRILLING  
TOOLS

R32 (1 1/4")



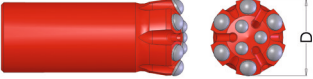
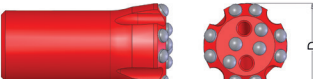
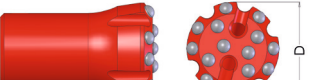

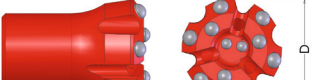
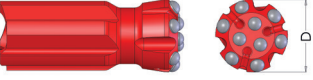
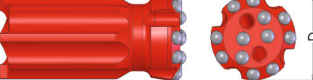
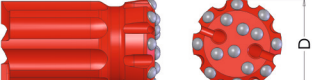
Bit Bohrkrone Taillant Broca		Carbide dimension Hartmetallabmessung Dimension métal dur Dimension metal duro				D		Flushing hole Spüllöcher trou d'injection Agujeros de Lavado		Part No. Artikel Nr. N° de réf. Cat. N°		
		Carbide design	Gauge / Umfang diamètre / diámetro		Front / Stirnseite front / frente		[mm]	[in]	Front / Side			
			[No.]	[mm]	[No.]	[mm]						
Button bit / Stiftbohrkrone Taillant à boutons métal dur Broca de botones	1)	HEM	5	9	2	9	41	1 5/8"	1	A44649		
	1)	BAL	5	9	2	9	41	1 5/8"	1	1	A44650	
	1)	HEM	5	9.5	2	8	43	1 11/16"	1	1	A44636	
	1)	CP	5	9.5	2	8	43	1 11/16"	1	1	A44267	
	1)	BAL	5	9.5	2	9	43	1 11/16"	1	1	A44648	
	1)	HEM	5	10	2	9	45	1 3/4"	1	1	A44652	
	1)	BAL	5	10	2	9	45	1 3/4"	1	1	A44651	
		HEM	5	11	2	9	48	1 7/8"	1	1	A44530	
		HEM	5	11	2	9	48	1 7/8"	1	2	A44529	
		BAL	5	11	2	9	48	1 7/8"	1	2	A44659	
		HEM	5	12.7	2	9.5	51	2"	1	1	A44757	
		BAL	5	11	2	10	51	2"	1	1	A44567	
	B2	1)	HEM	6	8	2	8	41	1 5/8"	2	0	A44803
		1)	HEM	6	8	2	8	41	1 5/8"	2	1	A44346
1)		BAL	6	8	2	8	41	1 5/8"	2	1	A44347	
1)		HEM	6	8	2	8	43	1 11/16"	2	0	A44716	
1)		BAL	6	8	2	8	43	1 11/16"	2	0	A44717	
1)		HEM	6	9	2	9	45	1 3/4"	2	0	A44740	
1)		BAL	6	9	2	9	45	1 3/4"	2	0	A44755	
		HEM	6	9.5	2	9.5	48	1 7/8"	2	0	A44718	
		BAL	6	9.5	2	9.5	48	1 7/8"	2	0	A44798	
		HEM	6	11	2	9	51	2"	2	0	A44453	
		BAL	6	11	2	9	51	2"	2	1	A44827	
B		1)	HEM	6	9	3	7	43	1 11/16"	3	1	A44324
		1)	BAL	6	9	3	7	43	1 11/16"	3	1	A44325
		1)	HEM	6	9	3	8	45	1 3/4"	3	1	A44675
	1)	HEM	6	10	3	8	45	1 3/4"	3	1	A44726	
	1)	CP	6	10	3	8	45	1 3/4"	3	1	A44273	
	1)	BAL	6	9	3	8	45	1 3/4"	3	1	A44704	
	1)	BAL	6	10	3	8	45	1 3/4"	3	1	A44728	
		HEM	6	9	3	9	48	1 7/8"	3	1	A44690	
		HEM	6	10	3	8	48	1 7/8"	3	1	A44694	
		CP	6	10	3	8	48	1 7/8"	3	1	A44265	
		BAL	6	9	3	9	48	1 7/8"	3	1	A44787	
		BAL	6	10	3	8	48	1 7/8"	3	1	A44322	
		HEM	6	10	3	9.5	51	2"	3	1	A44756	
		HEM	6	11	3	9	51	2"	3	1	A44712	
		CP	6	10	3	9.5	51	2"	3	1	A44323	
		BAL	6	10	3	9.5	51	2"	3	1	A44802	
		BAL	6	10	3	9.5	54	2 1/8"	3	1	A44197	
		HEM	6	10	3	10	57	2 1/4"	3	1	A44730	
		BAL	6	10	3	10	57	2 1/4"	3	1	A44791	
		HEM	6	11	3	11	64	2 1/2"	3	1	A44544	
	B3	BAL	6	11	3	11	64	2 1/2"	3	1	A44570	

1) = Only for single rod drilling / Nur für das Bohren mit einer Stange geeignet / Uniquement propre au forage à l'aide d'un seul tige  
Solamente para perforación con una barra

## Extension drilling tools

Verlängerungsbohrersrüstung / Equipement de rallonge / Varillaje de extensión

### R32 (1 1/4")

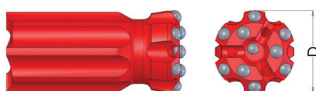
Bit Bohrkrone Taillant Broca	Carbide dimension Hartmetallabmessung Dimension métal dur Dimension metal duro						D		Flushing hole Spüllöcher trou d'injection Agujeros de Lavado		Part No. Artikel Nr. N° de réf. Cat. N°	
	Carbide design	Gauge / Umfang diamètre / diámetro		Front / Stirnseite front / frente		[mm]	[in]	Front / Side				
		[No.]	[mm]	[No.]	[mm]							
Button bit / Stiftbohrkrone Taillant à boutons métal dur Broca de botones 	1)	HEM	6	10	3	8	43	1 11/16"	3	1	A44175	
	1)	CP	6	9	3	7	43	1 11/16"	3	1	A44218	
	1)	HEM	6	10	3	8	45	1 3/4"	3	1	A44247	
	1)	CP	6	10	3	8	45	1 3/4"	3	1	A44249	
	1)	BAL	6	10	3	8	45	1 3/4"	3	1	A44248	
		HEM	6	10	3	8	48	1 7/8"	3	1	A44230	
		CP	6	10	3	8	48	1 7/8"	3	1	A44219	
		BAL	6	10	3	8	48	1 7/8"	3	1	A44231	
	B6 		HEM	8	10	4	10	64	2 1/2"	2	0	A44571
			BAL	8	10	4	10	64	2 1/2"	2	0	A44572
Flat Face 		HEM	8	11	6	11	76	3"	2	0	A44731	
		BAL	8	11	6	11	76	3"	2	0	A44725	
Flat Face 		HEM	6	10	3 / 1	10 / 9	64	2 1/2"	3	0	A44573	
		BAL	6	10	3 / 1	10 / 9	64	2 1/2"	3	0	A44574	
		HEM	6	12.7	3 / 1	11 / 9.5	76	3"	3	0	A44577	
		BAL	6	12.7	3 / 1	11 / 9.5	76	3"	3	0	A44578	
Drop Center 		HEM	6	14	3 / 2	12.7 / 9.5	89	3 1/2"	3	0	A44579	
		BAL	6	14	3 / 2	12.7 / 9.5	89	3 1/2"	3	0	A44580	
Drop Center 		HEM	6	9	3	9	48	1 7/8"	3	1	A44540	
		BAL	6	9	3	9	48	1 7/8"	3	1	A44542	
		HEM	6	10	3	9.5	51	2"	3	1	A41174	
		BAL	6	10	3	9.5	51	2"	3	1	A44758	
		BAL	6	10	3	9.5	54	2 1/8"	3	1	A44216	
		HEM	6	10	3	10	57	2 1/4"	3	1	A41173	
Flat Face / Retrac 		BAL	6	10	3	10	57	2 1/4"	3	1	A44806	
		HEM	8	10	4	10	64	2 1/2"	2	0	A44666	
	BAL	8	10	4	10	64	2 1/2"	2	0	A44780		
Flat Face / Retrac 		HEM	8	11	6	11	76	3"	2	0	A44732	
		BAL	8	11	6	11	76	3"	2	0	A44873	
Flat Face / Retrac												

1) = Only for single rod drilling / Nur für das Bohren mit einer Stange geeignet / Uniquement propre au forage à l'aide d'un seul tige  
Solamente para perforación con una barra

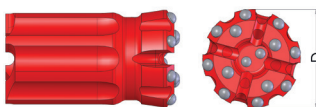


R32 (1 1/4")

Bit Bohrkrone Taillant Broca	Carbide dimension Hartmetallabmessung Dimension métal dur Dimension metal duro					D		Flushing hole Spüllöcher trou d'injection Agujeros de Lavado		Part No. Artikel Nr. N° de réf. Cat. N°
	Carbide design	Gauge / Umfang diamètre / diámetro		Front / Stirnseite front / frente		[mm]	[in]	Front / Side		
		[No.]	[mm]	[No.]	[mm]					
Button bit / Stiftbohrkrone Taillant à boutons métal dur Broca de botones	HEM	6	10	3 / 1	10 / 9	64	2 1/2"	3	0	A44874
	BAL	6	10	3 / 1	10 / 9	64	2 1/2"	3	0	A44875
	HEM	6	12.7	3 / 1	10 / 9.5	76	3"	3	0	A44799



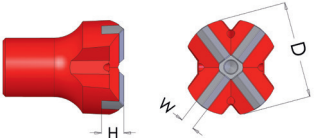
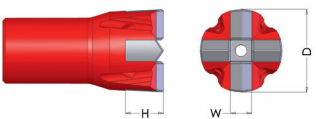
Drop Center / Retrac



Drop Center / Retrac

HEM	8	11	4 / 2	11 / 9.5	89	3 1/2"	4	1	A41192
CON	8	11	4 / 2	11 / 9.5	89	3 1/2"	4	1	A41185

		Width / Breite largeur / ancho		Height / Höhe altura / alto					
		W [mm]		H [mm]					
Cross design multi use / Kreuzschneide Mehrweg Taillant en croix reutilisable Broca en cruz uso multiple	1)	9.5	19	41	1 5/8"	1	4	A49608	
	1)	9.5	19	43	1 11/16"	1	4	A49614	
	1)	9.5	19	45	1 3/4"	1	4	A49615	
		9.5	19	48	1 7/8"	1	4	A49616	
		9.5	19	51	2"	1	4	A49617	
		9.5	19	57	2 1/4"	1	4	A49618	
		12.7	25	76	3"	1	4	A49670	
X design multi use / X-schneide Mehrweg Taillant en X reutilisable / Filo en X de uso multiple		12	20.6	64	2 1/2"	1	4	A49619	
		12.7	25	76	3"	1	4	A49678	
		12.7	25	89	3 1/2"	1	4	A49647	
		16	25	102	4"	1	4	A49692	



1) = Only for single rod drilling / Nur für das Bohren mit einer Stange geeignet / Uniquement propre au forage à l'aide d'un seul tige  
Solamente para perforación con una barra


## Extension drilling tools

Verlängerungsbohrausrüstung / Equipement de rallonge / Varillaje de extensión

### R32 (1 1/4")

Extension rod Verlängerungsstange Tige allonges Barra de extensión	D		L		Part No. Artikel Nr. N° de réf. Cat. N°
	[mm]	[in]	[mm]	[ft in]	

Rd 32 / Flushing hole Ø 11.7 mm (Ø 15/32")



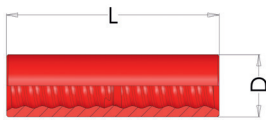
610	2'	A47397
915	3'	A47121
1000	3' 3"	A41548
1220	4'	A11401
1525	5'	A41539
1830	6'	A14898
2000	6' 7"	A47395
2435	8'	A14899
3000	9' 10"	A47324
3050	10'	A14902
3660	12'	A14903
4265	14'	A14904
4915	16' 1-1/2"	A47318
5490	18'	A43844

MF-rod Rd 32 / Flushing hole Ø 11.7 mm (Ø 15/32")



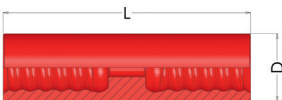
45	1 3/4"	915	3'	A47353
45	1 3/4"	1000	3' 3"	A47073
45	1 3/4"	1220	4'	A47139
45	1 3/4"	1525	5'	A47137
45	1 3/4"	1830	6'	A47138
45	1 3/4"	2435	8'	A47386
45	1 3/4"	2700	8' 10"	A43895
45	1 3/4"	2850	9' 4"	A43716
45	1 3/4"	3000	9' 10"	A47070
45	1 3/4"	3050	10'	A47127
45	1 3/4"	3660	12'	A47128
45	1 3/4"	4000	13' 1-1/2"	A43715
45	1 3/4"	4270	14'	A47350
45	1 3/4"	5370	17' 7-1/2"	A47473
45	1 3/4"	6300	20' 8"	A47461

Coupling Muffe Manchon Acople	D		L		Part No. Artikel Nr. N° de réf. Cat. N°
	[mm]	[in]	[mm]	[in]	



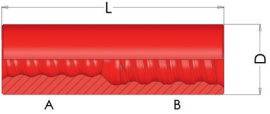
42	1 21/32"	150	5 29/32"	A13309
44	1 23/32"	150	5 29/32"	A13308

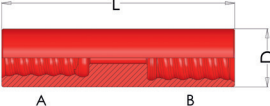
Full bridge / Mittelsteg / Nervure centrale / Nervio central

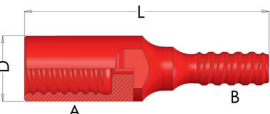



44	1 23/32"	200	7 7/8"	A17234
----	----------	-----	--------	--------

## R32 (1 1/4")

Coupling adapter Übergangsmuffe Manchon d'adaptation Acople adaptador	Thread Gewinde Filet Rosca		D		L		Part No. Artikel Nr. N° de réf. Cat. N°
	A	B	[mm]	[in]	[mm]	[in]	
	R25	R32	44	1 23/32"	150	5 29/32"	A11445
	R28	R32	44	1 23/32"	150	5 29/32"	A48604
	R32	R38	55	2 5/32"	160	6 5/16"	A13348
	R32	T38	55	2 5/32"	165	6 1/2"	A41657

Full bridge / Mittelsteg Nervure centrale Nervio central	Thread Gewinde Filet Rosca		D		L		Part No. Artikel Nr. N° de réf. Cat. N°
	A	B	[mm]	[in]	[mm]	[in]	
	R25	R32	44	1 23/32"	200	7 7/8"	A17235
	R28	R32	44	1 23/32"	170	6 11/16"	A48506
	R32	T35	49	1 29/32"	170	6 11/16"	A48516
	R32	R38	55	2 5/32"	205	8 1/16"	A17236
	R32	T38	55	2 5/32"	205	8 1/16"	A41675
R32	T45	63	2 15/32"	215	8 15/32"	A41680	

Bit adapter Übergangsstück Manchon d'adaptation Adaptador de broca	Thread Gewinde Filet Rosca		D		L		Part No. Artikel Nr. N° de réf. Cat. N°
	A	B	[mm]	[in]	[mm]	[in]	
	R25	R32	44	1 23/32"	185	7 9/32"	A11425
	R28	R32	44	1 23/32"	185	7 9/32"	A11427
	R32	R25	44	1 23/32"	210	8 1/4"	A11428
	R32	T32	44	1 23/32"	270	10 5/8"	A48534
	R32	R38	44	1 23/32"	270	10 5/8"	A11426
	R32	T38	44	1 23/32"	270	10 5/8"	A48585
	R32	T45	44	1 23/32"	360	14 3/16"	A41694
	R35	R32	55	2 5/32"	280	11 1/32"	A48708
	R38	R32	55	2 5/32"	280	11 1/32"	A48645
	T38	R32	55	2 5/32"	280	11 1/32"	A48586

Shank rod Einsteckstange Tige d'emmanchement Barra con espiga	D		L		Part No. Artikel Nr. N° de réf. Cat. N°
	[mm]	[in]	[mm]	[in]	
	See page / Siehe Seiten voir page / ver página _____ 97				

EXTENSION DRILLING TOOLS

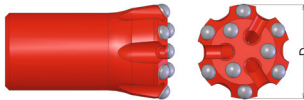
## Extension drilling tools

Verlängerungsbohrausrüstung / Equipement de rallonge / Varillaje de extensión

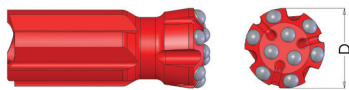
### T35 (1 3/8")



Bit Bohrkrone Taillant Broca	Carbide dimension Hartmetallabmessung Dimension métal dur Dimension metal duro				D		Flushing hole Spüllöcher trou d'injection Agujeros de Lavado		Part No. Artikel Nr. N° de réf. Cat. N°
	Carbide design	Gauge / Umfang diamètre / diámetro		Front / Stirnseite front / frente		[mm]	[in]	Front / Side	
		[No.]	[mm]	[No.]	[mm]				
Button bit / Stiftbohrkrone Taillant à boutons métal dur Broca de botones	HEM	6	10	3	9.5	54	2 1/8"	3 1	A41140
	BAL	6	10	3	9.5	54	2 1/8"	3 1	A41141
	HEM	6	10	3	10	57	2 1/4"	3 1	A41144
	BAL	6	11	3	10	57	2 1/4"	3 1	A41145

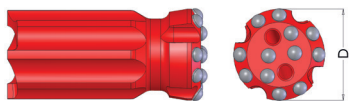


B3



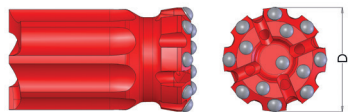
	HEM	6	10	3	9.5	54	2 1/8"	3 1	A41142
	BAL	6	10	3	9.5	54	2 1/8"	3 1	A41143
	HEM	6	10	3	10	57	2 1/4"	3 1	A41146
	BAL	6	11	3	10	57	2 1/4"	3 1	A41147

Flat Face / Retrac



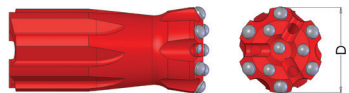
	BAL	8	10	4	10	64	2 1/2"	2 0	A16011
--	-----	---	----	---	----	----	--------	-----	--------

Flat Face / Retrac



	BAL	8	11	4 / 1	10 / 10	76	3"	4 0	A16013
--	-----	---	----	-------	---------	----	----	-----	--------

Drop Center / Retrac



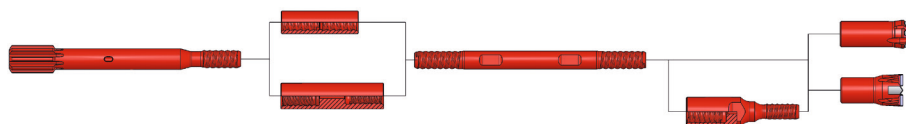
	HEM	6	10	3 / 1	9 / 9	60	2 3/8"	3 0	A16081
--	-----	---	----	-------	-------	----	--------	-----	--------

Drop Center / Xtrac

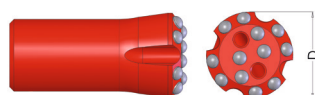
Extension rod Verlängerungsstange Tige allonges Barra de extensión	D		L		Part No. Artikel Nr. N° de réf. Cat. N°
	[mm]	[in]	[mm]	[ft in]	
MF-Rod Rd 39 / Flushing hole Ø 14.5 mm (Ø 37/64")	48	1 7/8"	1220	4'	A43784
	48	1 7/8"	1830	6'	A43620
	48	1 7/8"	2435	8'	A43734
	48	1 7/8"	3050	10'	A43621
	48	1 7/8"	3660	12'	A43622
	48	1 7/8"	4270	14'	A43623



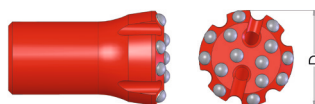
R38 (1 1/2")



Bit Bohrkrone Taillant Broca	Carbide dimension Hartmetallabmessung Dimension métal dur Dimension metal duro					D		Flushing hole Spüllöcher trou d'injection Agujeros de Lavado		Part No. Artikel Nr. N° de réf. Cat. N°
	Carbide design	Gauge / Umfang diamètre / diámetro		Front / Stirnseite front / frente		[mm]	[in]	Front / Side		
		[No.]	[mm]	[No.]	[mm]					
Button bit / Stiftbohrkrone Taillant à boutons métal dur Broca de botones	HEM	8	10	4	10	64	2 1/2"	2	0	A44687
	BAL	8	10	4	10	64	2 1/2"	2	0	A44876

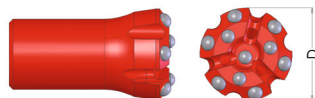


Flat Face



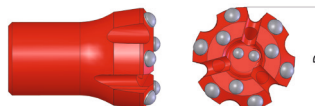
HEM	8	11	6	11	76	3"	2	0	A44682
BAL	8	11	6	11	76	3"	2	0	A44877
HEM	8	12.7	6	12.7	89	3 1/2"	2	0	A44508
BAL	8	12.7	6	12.7	89	3 1/2"	2	0	A44878
HEM	8	14	6	14	102	4"	2	0	A44630
BAL	8	14	6	14	102	4"	2	0	A44879

Flat Face



HEM	6	10	3 / 1	10 / 9	64	2 1/2"	3	0	A44880
BAL	6	10	3 / 1	10 / 9	64	2 1/2"	3	0	A44881
HEM	6	11	3 / 1	11 / 9.5	70	2 3/4"	3	0	A44575
BAL	6	11	3 / 1	11 / 9.5	70	2 3/4"	3	0	A44576
HEM	6	12.7	3 / 1	11 / 9.5	76	3"	3	0	A44559
BAL	6	12.7	3 / 1	11 / 9.5	76	3"	3	0	A44560

Drop Center



HEM	6	14	3 / 2	12.7 / 9.5	89	3 1/2"	3	0	A44561
BAL	6	14	3 / 2	12.7 / 9.5	89	3 1/2"	3	0	A44562

Drop Center

X design multi use / X-schneide Mehrweg Taillant en X reutilisable / Filo en X de uso multiple	Width / Breite largeur / ancho W [mm]		Height / Höhe altura / alto H [mm]		D	Flushing hole	Part No.
	12	20.6	64	2 1/2"	1	4	A49653
	12.7	25	70	2 3/4"	1	4	A49621
	12.7	25	76	3"	1	4	A49622
	12.7	25	89	3 1/2"	1	4	A49623
	16	25	102	4"	1	4	A49663

EXTENSION DRILLING TOOLS

## Extension drilling tools

Verlängerungsbohrausrüstung / Equipement de rallonge / Varillaje de extensión

### R38 (1 1/2")

Extension rod Verlängerungsstange Tige allonges Barra de extensión			L		Part No. Artikel Nr. N° de réf. Cat. N°
	[mm]	[in]	[mm]	[ft in]	

Rd 39 / Flushing hole Ø 14.5 mm (Ø 3/64")



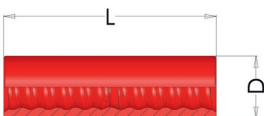
915	3'	A47377
1000	3' 3"	A47180
1220	4'	A11404
1500	4' 11"	A43730
1830	6'	A11405
2000	6' 7"	A11313
2435	8'	A14883
3050	10'	A14914
3660	12'	A14915
4265	14'	A14916

MF-rod Rd 39 / Flushing hole Ø 14.5 mm (Ø 3/64")



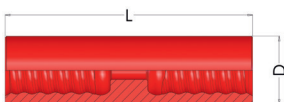
56	2 7/32"	1220	4'	A47269
56	2 7/32"	1525	5'	A47270
56	2 7/32"	1830	6'	A47255
56	2 7/32"	2000	6' 7"	A47268
56	2 7/32"	3050	10'	A47254
56	2 7/32"	3660	12'	A47267
56	2 7/32"	4265	14'	A47222

Coupling Muffe Manchon Acople	D		L		Part No. Artikel Nr. N° de réf. Cat. N°
	[mm]	[in]	[mm]	[ft in]	



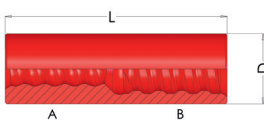
55	2 5/32"	170	6 11/16"	A13302
----	---------	-----	----------	--------

Full bridge / Mittelsteg / Nervure centrale / Nervio central



55	2 5/32"	210	8 1/4"	A41687
----	---------	-----	--------	--------

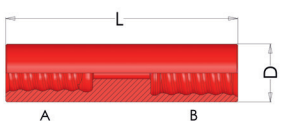
Coupling adapter Übergangsmuffe Manchon d'adaptation Acople adaptador	Thread / Gewinde Filet / Rosca		D		L		Part No. Artikel Nr. N° de réf. Cat. N°
	A	B	[mm]	[in]	[mm]	[ft in]	



R28	R38	55	2 5/32"	160	6 5/16"	A13349
R32	R38	55	2 5/32"	160	6 5/16"	A13348
R38	T38	55	2 5/32"	180	7 1/16"	A11449
R38	T45	63	2 15/32"	195	7 11/16"	A48531

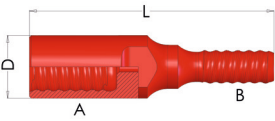
Full bridge / Mittelsteg

Nervure central  
Nervio central



R25	R38	55	2 5/32"	170	6 11/16"	A41690
R32	R38	55	2 5/32"	205	8 1/16"	A17236
R38	T38	55	2 5/32"	205	8 1/16"	A41655
R38	T45	63	2 15/32"	215	8 15/32"	A41667
R38	T51	72	2 13/16"	225	8 7/8"	A48511

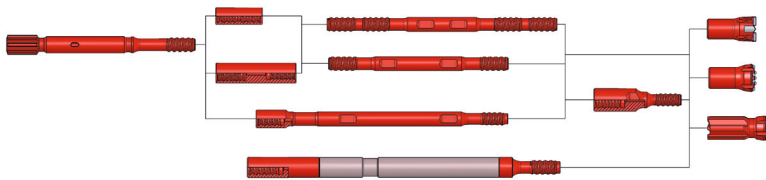
R38 (1 1/2")

Bit adapter Übergangsstück Manchon d'adaptation Adaptador de broca	Thread Gewinde Filet Rosca		D		L		Part No. Artikel Nr. N° de réf. Cat. N°
	A	B	[mm]	[in]	[mm]	[in]	
	R32	R38	44	1 23/32"	270	10 5/8"	A11426
	R38	R32	55	2 5/32"	280	11 1/32"	A48645
	R38	T32	55	2 5/32"	280	11 1/32"	A48508
	R38	T38	55	2 5/32"	280	11 1/32"	A48646
	R38	T45	55	2 5/32"	280	11 1/32"	A48500
	T38	R38	55	2 5/32"	280	11 1/32"	A11430
	T45	R38	63	2 15/32"	280	11 1/32"	A48653
	T51	R38	72	2 13/16"	285	11 7/32"	A48555

EXTENSION DRILLING  
TOOLS


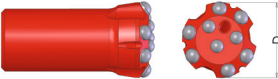
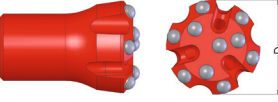
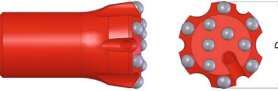
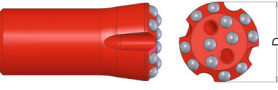
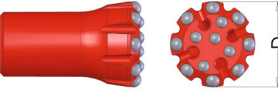
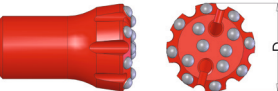

## Extension drilling tools

Verlängerungsbohrerüstung / Equipement de rallonge / Varillaje de extensión



## VECTOR ROAD SYSTEM XT THREAD T38 (1 1/2")

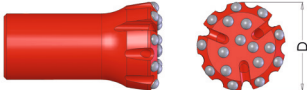
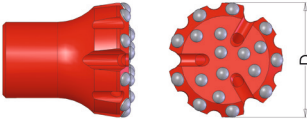
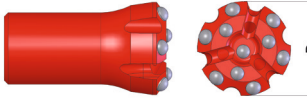
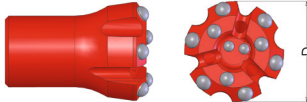
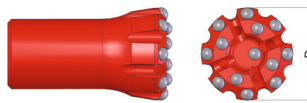
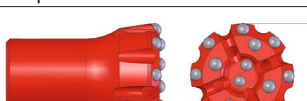

These products are available optionally in XT 38 «Vector Rod System». Nachfolgende Produkte sind auf Anfrage auch in XT 38 «Vector Rod System» erhältlich.  
Ces produits sont disponibles en option XT 38 «Vector Rod System». Estos productos están disponibles opcionalmente en XT 38 «Vector Rod System».

Bit Bohrkrone Taillant Broca	Carbide dimension Hartmetallabmessung Dimension métal dur Dimension metal duro						D		Flushing hole Spüllöcher trou d'injection Agujeros de Lavado		Part No. Artikel Nr. N° de réf. Cat. N°
	Carbide design	Gauge / Umfang diamètre / diámetro		Front / Stirnseite front / frente		[mm]	[in]	Front / Side	Front / Side		
		[No.]	[mm]	[No.]	[mm]						
Button bit / Stiftbohrkrone Taillant à boutons métal dur Broca de botones 	1)	HEM	6	10	3	10	57	2 1/4"	3	1	A44884
	1)	BAL	6	10	3	10	57	2 1/4"	3	1	A44885
		HEM	6	11	3	11	64	2 1/2"	3	1	A44805
		HEM HD	6	12.7	3	11	64	2 1/2"	3	1	A44321
		BAL	6	11	3	11	64	2 1/2"	3	1	A44886
B3 	1)	HEM	6	11	3	9.5	57	2 1/4"	1	2	A44842
		HEM	6	12.7	3	11	64	2 1/2"	1	2	A44736
		CP	6	12.7	3	11	64	2 1/2"	1	2	A41134
		BAL	6	12.7	3	12.7	64	2 1/2"	1	2	A44835
Flat Face 		HEM	6	12.7	3	12.7	76	3"	3	1	A44380
		BAL	6	12.7	3	12.7	76	3"	3	1	A44382
		HEM	6	14	4	14	89	3 1/2"	3	0	A44314
		BAL	6	14	4	14	89	3 1/2"	3	0	A44315
Flat Face 		HEM	6	12.7	5	11	70	2 3/4"	1	2	A44548
		HEM	6	12.7	5	11	76	3"	1	2	A44506
		BAL	6	12.7	5	11	76	3"	1	2	A44658
		CON	6	12.7	5	11	76	3"	1	2	A44256
Flat Face 		HEM	8	10	4	10	64	2 1/2"	2	0	A44711
		BAL	8	10	4	10	64	2 1/2"	2	0	A44710
		HEM	8	10	4	10	70	2 3/4"	2	0	A44549
Flat Face 		HEM HD	8	12.7	5	10	76	3"	4	0	A44131
Flat Face 		HEM	8	11	6	11	76	3"	2	0	A44681
		BAL	8	11	6	11	76	3"	2	0	A44680
		HEM	8	12.7	6	12.7	89	3 1/2"	2	0	A44510
		HEM HD	8	14	6	12.7	89	3 1/2"	2	0	A44134
		BAL	8	12.7	6	12.7	89	3 1/2"	2	0	A44695
		HEM	8	14	6	14	102	4"	2	0	A44631
Flat Face 		BAL	8	14	6	14	102	4"	2	0	A44620
		HEM	8	16	6	14	115	4 1/2"	2	0	A44790

1) = Only for single rod drilling / Nur für das Bohren mit einer Stange geeignet / Uniquement propre au forage à l'aide d'un seul tige  
Solamente para perforación con una barra



T38 (1 1/2")

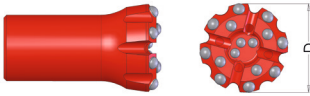
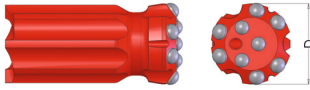
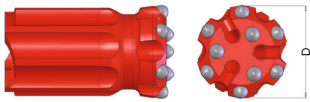
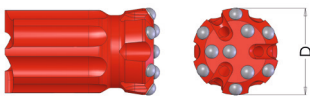
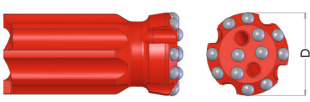
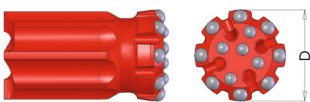
Bit Bohrkrone Taillant Broca	Carbide dimension Hartmetallabmessung Dimension métal dur Dimension metal duro					D		Flushing hole Spüllöcher trou d'injection Agujeros de Lavado		Part No. Artikel Nr. N° de réf. Cat. N°
	Carbide design	Gauge / Umfang diamètre / diámetro		Front / Stirnseite front / frente		[mm]	[in]	Front / Side		
		[No.]	[mm]	[No.]	[mm]					
Button bit / Stiftbohrkrone Taillant à boutons métal dur Broca de botones 	HEM	9	11	8	10	89	3 1/2"	3	1	A44860
	BAL	9	11	8	10	89	3 1/2"	3	1	A44888
	HEM	9	12.7	8	12.7	102	4"	3	1	A44889
	BAL	9	12.7	8	12.7	102	4"	3	1	A44890
Flat Face 	HEM	9	14	9	12.7	115	4 1/2"	3	1	A44891
Flat Face 	HEM	6	10	3 / 1	10 / 9	64	2 1/2"	3	0	A44518
	BAL	6	10	3 / 1	10 / 9	64	2 1/2"	3	0	A44519
	HEM	6	11	3 / 1	11 / 9.5	70	2 3/4"	3	0	A44520
	BAL	6	11	3 / 1	11 / 9.5	70	2 3/4"	3	0	A44521
	HEM	6	12.7	3 / 1	11 / 9.5	76	3"	3	0	A44714
	CP	6	12.7	3 / 1	11 / 9.5	76	3"	3	0	A44722
Drop Center 	BAL	6	12.7	3 / 1	11 / 9.5	76	3"	3	0	A44859
	HEM	6	14	3 / 2	12.7 / 9.5	89	3 1/2"	3	0	A44522
Drop Center 	BAL	6	14	3 / 2	12.7 / 9.5	89	3 1/2"	3	0	A44523
	HEM	8	11	4 / 1	10 / 10	76	3"	4	0	A44604
Drop Center 	BAL	8	11	4 / 1	10 / 10	76	3"	4	0	A44605
	HEM	8	11	4 / 2	11 / 9.5	89	3 1/2"	4	0	A44606
Drop Center 	BAL	8	11	4 / 2	11 / 9.5	89	3 1/2"	4	0	A44607

EXTENSION DRILLING  
TOOLS

# Extension drilling tools

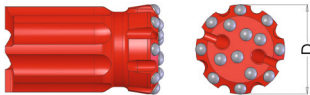
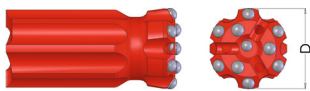
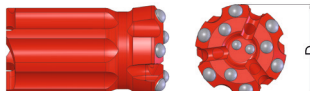

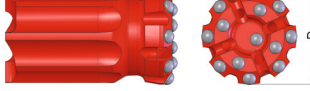
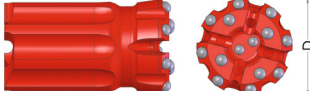
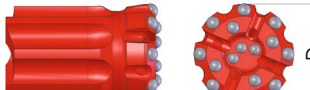

Verlängerungsbohrausrüstung / Equipement de rallonge / Varillaje de extensión

## T38 (1 1/2")

Bit Bohrkrone Taillant Broca	Carbide dimension Hartmetallabmessung Dimension métal dur Dimension metal duro					D		Flushing hole Spüllöcher trou d'injection Agujeros de Lavado		Part No. Artikel Nr. N° de réf. Cat. N°
	Carbide design	Gauge / Umfang diamètre / diámetro		Front / Stirnseite front / frente		[mm]	[in]	Front / Side		
		[No.]	[mm]	[No.]	[mm]					
	HEM	8	14	4 / 3	12.7 / 11	102	4"	4	0	A44608
	BAL	8	14	4 / 3	12.7 / 11	102	4"	4	0	A44609
Drop Center										
	HEM	6	11	3	9.5	57	2 1/4"	1	2	A44035
	HEM	6	12.7	3	11	64	2 1/2"	1	2	A41175
Flat Face / Retrac										
	HEM	6	12.7	3	11	64	2 1/2"	3	1	A44153
	HEM	6	12.7	3	12.7	76	3"	3	1	A44316
	BAL	6	12.7	3	12.7	76	3"	3	1	A44317
Flat Face / Retrac										
	HEM	6	14	4	14	89	3 1/2"	3	0	A44318
	BAL	6	14	4	14	89	3 1/2"	3	0	A44319
Flat Face / Retrac										
	HEM	8	10	4	10	64	2 1/2"	2	0	A44686
	BAL	8	10	4	10	64	2 1/2"	2	0	A44669
Flat Face / Retrac										
	HEM HD	8	12.7	5	10	76	3"	4	0	A44132
Flat Face / Retrac										

EXTENSION DRILLING TOOLS

T38 (1 1/2")

Bit Bohrkrone Taillant Broca	Carbide dimension Hartmetallabmessung Dimension métal dur Dimension metal duro					D		Flushing hole Spüllöcher trou d'injection Agujeros de Lavado		Part No. Artikel Nr. N° de réf. Cat. N°
	Carbide design	Gauge / Umfang diamètre / diámetro		Front / Stirnseite front / frente		[mm]	[in]	Front / Side		
		[No.]	[mm]	[No.]	[mm]					
Button bit / Stiftbohrkrone Taillant à boutons métal dur Broca de botones 	HEM	8	11	6	11	76	3"	2	0	A44685
	BAL	8	11	6	11	76	3"	2	0	A44655
	HEM	8	12.7	6	12.7	89	3 1/2"	2	0	A41129
	HEM HD	8	14	6	12.7	89	3 1/2"	2	0	A44135
	BAL	8	12.7	6	12.7	89	3 1/2"	2	0	A44892
	HEM	8	14	6	14	102	4"	2	1	A44893
Flat Face / Retrac 	HEM	8	14	6	14	102	4"	2	1	A44894
	BAL	8	14	6	14	102	4"	2	1	A44894
Drop Center / Retrac 	HEM	6	10	3 / 1	10 / 9	64	2 1/2"	3	0	A44850
	BAL	6	10	3 / 1	10 / 9	64	2 1/2"	3	0	A44846
	HEM	6	11	3 / 1	11 / 9.5	70	2 3/4"	3	0	A44895
	BAL	6	11	3 / 1	11 / 9.5	70	2 3/4"	3	0	A44896
	HEM	6	12.7	3 / 1	11 / 9.5	76	3"	3	0	A44600
	BAL	6	12.7	3 / 1	11 / 9.5	76	3"	3	0	A44601
Drop Center / Retrac 	HEM	6	14	3 / 2	12.7 / 9.5	89	3 1/2"	3	0	A44971
	BAL	6	14	3 / 2	12.7 / 9.5	89	3 1/2"	3	0	A44972
Drop Center / Retrac 	HEM	6	12.7	3 / 1	9 / 9	64	2 1/2"	3	1	A16082
	BAL	6	12.7	3 / 1	9 / 9	64	2 1/2"	3	1	A16082
Drop Center / Xtrac 	HEM	8	11	4 / 1	10 / 10	76	3"	4	0	A44751
	BAL	8	11	4 / 1	10 / 10	76	3"	4	0	A44828
Drop Center / Retrac 	HEM	8	11	4 / 2	11 / 9.5	89	3 1/2"	4	1	A44897
	BAL	8	11	4 / 2	11 / 9.5	89	3 1/2"	4	1	A44898
Drop Center / Retrac 	HEM	8	14	4 / 3	12.7 / 11	102	4"	4	1	A44899
	BAL	8	14	4 / 3	12.7 / 11	102	4"	4	1	A44900
Drop Center / Retrac										

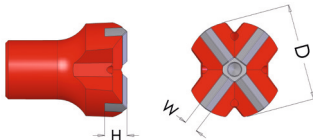
EXTENSION DRILLING TOOLS

## Extension drilling tools

Verlängerungsbohrausrüstung / Equipement de rallonge / Varillaje de extensión

### T38 (1 1/2")


Bit Bohrkrone Taillant Broca	Width / Breite largeur / ancho	Height / Höhe altura / alto	D		Flushing hole Spüllöcher trou d'injection Agujeros de Lavado		Part No. Artikel Nr. N° de réf. Cat. N°
	W [mm]	H [mm]	[mm]	[in]	Front / Side		
X design multi use / X-schneide Mehrweg Taillant en X reutilisable / Filo en X de uso multiple	12.7	20.6	64	2 1/2"	1	4	A49644
	12.7	25	70	2 3/4"	1	4	A49627
	12.7	25	76	3"	1	4	A49628
	12.7	25	89	3 1/2"	1	4	A49629
	16	25	102	4"	1	4	A49689



Extension rod Verlängerungsstange Tige allonges Barra de extensión	D		L		Part No. Artikel Nr. N° de réf. Cat. N°
	[mm]	[in]	[mm]	[ft in]	
Rd 39 / Flushing hole Ø 14.5 mm (Ø 37/64")			915	3'	A47142
			1000	3' 3"	A47230
			1220	4'	A11414
			1500	4' 11"	A47333
			1525	5'	A47122
			1830	6'	A11415
			2000	6' 7"	A11316
			2435	8'	A11127
			3000	9' 10"	A47006
			3050	10'	A11128
			3660	12'	A11129
			4000	13' 1-1/2"	A47330
			4265	14'	A11130
Tandem thread drill rod / Tandem Gewindestange Tige fileté en tandem / Barra roscada en tandem Rd 39 / Flushing hole Ø 14.5 mm (Ø 37/64")			3050	10'	A11369
			3660	12'	A11370
			4265	14'	A11371

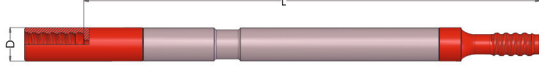


MF-rod Rd 39 / Ø 14.5 mm (1 1/2" / Ø 37/64")	D	D	L	L	Part No.
	56	2 7/32"	915	3'	A47316
	56	2 7/32"	1000	3' 3"	A43654
	56	2 7/32"	1220	4'	A47111
	56	2 7/32"	1525	5'	A47136
	56	2 7/32"	1830	6'	A47110
	56	2 7/32"	2000	6' 7"	A47279
	56	2 7/32"	2435	8'	A47284
	56	2 7/32"	3000	9' 10"	A47250
	56	2 7/32"	3050	10'	A47144
	56	2 7/32"	3660	12'	A47164
	56	2 7/32"	4270	14'	A47247



T38 (1 1/2")

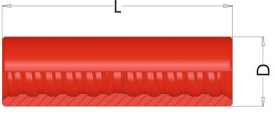
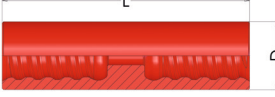
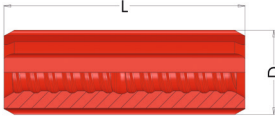
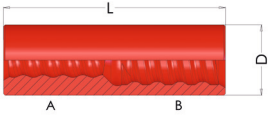
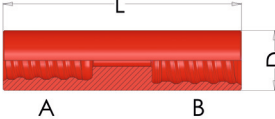
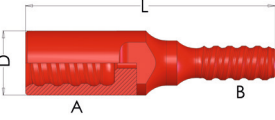
Starter Guide Tube Starter Führungsrohr Tube Guide De Démarrage Tubo Guía de Arranque	D		L		Part No. Artikel Nr. N° de réf. Cat. N°
	[mm]	[in]	[mm]	[ft in]	
Modular 3-Piece Design	56	2 7/32"	1220	4'	A47620
	56	2 7/32"	1525	5'	A47621
	56	2 7/32"	1830	6'	A47622
	56	2 7/32"	3050	10'	A47624
	56	2 7/32"	3660	12'	A47625
	64	2 1/2"	1220	4'	A47630
	64	2 1/2"	1525	5'	A47631
	64	2 1/2"	1830	6'	A47632
	64	2 1/2"	3050	10'	A47634
	64	2 1/2"	3660	12'	A47635



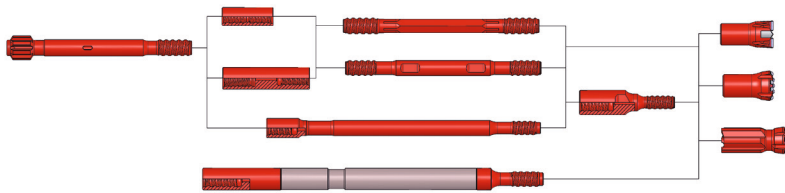
# Extension drilling tools

Verlängerungsbohrersrüstung / Equipement de rallonge / Varillaje de extensión

## T38 (1 1/2")

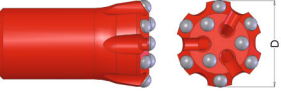
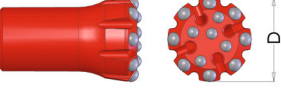
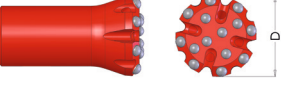
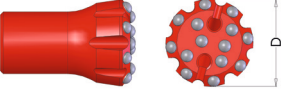
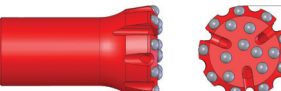
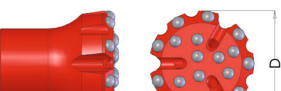
Coupling Muffe Manchon Acople	D		L		Part No. Artikel Nr. N° de réf. Cat. N°		
	[mm]	[in]	[mm]	[in]			
	52	2 3/64"	190	7 1/2"	A41669		
	55	2 5/32"	190	7 1/2"	A14844		
Full bridge / Mittelsteg Nervure centrale / Nervio central	55	2 5/32"	205	8 1/16"	A41670		
							
Guide coupling Führungsmuffe Manchon de guidage Acople Guía	D		L		Part No. Artikel Nr. N° de réf. Cat. N°		
		[mm]	[in]	[mm]		[in]	
							
Coupling adapter Übergangsmuffe Manchon d'adaptation Acople adaptador	Thread / Gewinde Filet / Rosca		D		L		Part No. Artikel Nr. N° de réf. Cat. N°
	A	B	[mm]	[in]	[mm]	[in]	
	R28	T38	55	2 5/32"	165	6 1/2"	A41697
	R32	T38	55	2 5/32"	165	6 1/2"	A41657
	R38	T38	55	2 5/32"	180	7 1/16"	A11449
	T38	T45	63	2 15/32"	195	7 11/16"	A41658
Full bridge / Mittelsteg Nervure centrale / Nervio central	R25	T38	55	2 5/32"	170	6 11/16"	A41695
	R28	T38	55	2 5/32"	170	6 11/16"	A48517
	R32	T38	55	2 5/32"	205	8 1/16"	A41675
	R38	T38	55	2 5/32"	205	8 1/16"	A41655
	T38	T45	63	2 15/32"	215	8 15/32"	A41684
	T38	T51	72	2 13/16"	225	8 7/8"	A48521
Bit adapter Übergangsstück Manchon d'adaptation Adaptador de broca	Thread / Gewinde Filet / Rosca		D		L		Part No. Artikel Nr. N° de réf. Cat. N°
	A	B	[mm]	[in]	[mm]	[in]	
	R32	T38	44	1 23/32"	270	10 5/8"	A48585
	T38	R32	55	2 5/32"	280	11 1/32"	A48586
	R38	T38	55	2 5/32"	280	11 1/32"	A48646
	T38	R38	55	2 5/32"	280	11 1/32"	A11430
	T38	T45	55	2 5/32"	280	11 1/32"	A48588
	T45	T38	63	2 15/32"	280	11 1/32"	A48587

EXTENSION DRILLING TOOLS



## T45 (1 3/4")

These products are available optionally in XT 45 «Vector Rod System». Nachfolgende Produkte sind auf Anfrage auch in XT 45 «Vector Rod System» erhältlich. Ces produits sont disponibles en option XT 45 «Vector Rod System». Estos productos están disponibles opcionalmente en XT 45 «Vector Rod System».

Bit Bohrkrone Taillant Broca	Carbide dimension Hartmetallabmessung Dimension métal dur Dimension metal duro					D		Flushing hole Spüllöcher trou d'injection Agujeros de Lavado		Part No. Artikel Nr. N° de réf. Cat. N°
	Carbide design	Gauge / Umfang diamètre / diámetro		Front / Stirnseite front / frente		[mm]	[in]	Front / Side		
		[No.]	[mm]	[No.]	[mm]					
Button bit / Stiftbohrkrone / Taillant à boutons métal dur / Broca de botones	HEM	6	12.7	3	12.7	76	3"	3	1	A44341
	BAL	6	12.7	3	12.7	76	3"	3	1	A44320
 Flat Face	HEM	6	14	4	14	89	3 1/2"	3	0	A44401
	BAL	6	14	4	14	89	3 1/2"	3	0	A44402
 Flat Face	HEM HD	8	12.7	5	10	76	3"	4	0	A44220
	BAL HD	8	12.7	5	10	76	3"	4	2	A41156
	BAL HD	8	12.7	5	12.7	89	3 1/2"	4	0	A44040
 Flat Face	HEM	8	12.7	6	12.7	89	3 1/2"	4	2	A41157
	HEM	8	14	6	12.7	102	4"	4	2	A44016
 Flat Face	HEM	8	11	6	11	76	3"	2	0	A44693
	BAL	8	11	6	11	76	3"	2	0	A44774
	HEM	8	12.7	6	11	82	3 1/4"	2	1	A44456
	BAL	8	12.7	6	11	82	3 1/4"	2	1	A44388
	HEM	8	12.7	6	12.7	89	3 1/2"	2	0	A44553
	HEM HD	8	14	6	12.7	89	3 1/2"	2	0	A44696
	BAL	8	12.7	6	12.7	89	3 1/2"	2	0	A44663
	HEM	8	14	6	14	102	4"	2	0	A44635
	BAL	8	14	6	14	102	4"	2	0	A44634
	HEM	8	16	6	14	115	4 1/2"	2	0	A44557
	HEM	8	16	8	14	127	5"	2	0	A44773
	HEM	8	16	8	16	152	6"	2	0	A45761
 Flat Face	HEM	9	11	8	10	89	3 1/2"	3	1	A44853
	BAL	9	11	8	10	89	3 1/2"	3	1	A44854
	HEM	9	12.7	8	12.7	102	4"	3	1	A44861
	BAL	9	12.7	8	12.7	102	4"	3	1	A44862
 Flat Face	HEM	9	14	9	12.7	115	4 1/2"	3	1	A44901
	HEM	9	14	9	14	127	5"	3	1	A44902

## Extension drilling tools

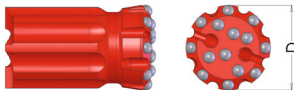
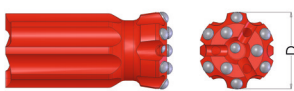
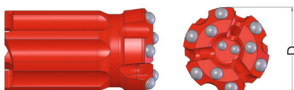
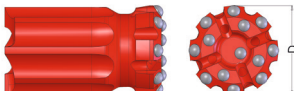
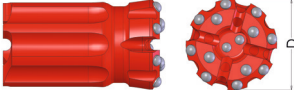
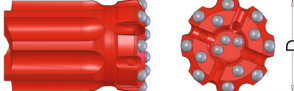

Verlängerungsbohrtausrüstung / Equipement de rallonge / Varillaje de extensión

### T45 (1 3/4")

Bit Bohrkrone Taillant Broca	Carbide dimension Hartmetallabmessung Dimension métal dur Dimension metal duro					D		Flushing hole Spüllöcher trou d'injection Agujeros de Lavado		Part No. Artikel Nr. N° de réf. Cat. N°
	Carbide design	Gauge / Umfang diamètre / diámetro		Front / Stirnseite front / frente		[mm]	[in]	Front / Side		
		[No.]	[mm]	[No.]	[mm]					
Button bit / Stiftbohrkrone / Taillant à boutons métal dur / Broca de botones	HEM	6	11	3 / 1	11 / 9.5	70	2 3/4"	3	0	A44591
	BAL	6	11	3 / 1	11 / 9.5	70	2 3/4"	3	0	A44592
	HEM	6	12.7	3 / 1	11 / 9.5	76	3"	3	0	A44744
	BAL	6	12.7	3 / 1	11 / 9.5	76	3"	3	0	A44781
Drop Center	HEM	6	14	3 / 2	12.7 / 9.5	89	3 1/2"	3	0	A44593
	BAL	6	14	3 / 2	12.7 / 9.5	89	3 1/2"	3	0	A44594
Drop Center	HEM	8	11	4 / 1	10 / 10	76	3"	4	0	A44863
	BAL	8	11	4 / 1	10 / 10	76	3"	4	0	A44864
	HEM HD	8	12.7	4 / 1	12.7 / 12.7	89	3 1/2"	4	0	A44008
	BAL HD	8	12.7	4 / 1	12.7 / 12.7	89	3 1/2"	4	0	A44004
Drop Center	HEM	8	11	4 / 2	11 / 9.5	83	3 1/4"	4	1	A44260
	BAL	8	11	4 / 2	11 / 9.5	83	3 1/4"	4	1	A44261
	HEM	8	11	4 / 2	11 / 9.5	89	3 1/2"	4	1	A44818
	BAL	8	11	4 / 2	11 / 9.5	89	3 1/2"	4	1	A44819
Drop Center	HEM	8	14	4 / 3	12.7 / 11	102	4"	4	0	A44820
	BAL	8	14	4 / 3	12.7 / 11	102	4"	4	0	A44865
	HEM	8	14	4 / 3	14 / 11	115	4 1/2"	4	0	A44866
Drop Center	HEM	6	12.7	3	12.7	76	3"	3	1	A44311
	BAL	6	12.7	3	12.7	76	3"	3	1	A44312
Flat Face / Retrac	HEM	6	14	4	14	89	3 1/2"	3	0	A44403
	BAL	6	14	4	14	89	3 1/2"	3	0	A44404
Flat Face / Retrac	HEM HD	8	12.7	5	10	76	3"	4	0	A44133
	HEM	8	12.7	5	12.7	89	3 1/2"	4	2	A44144
Flat Face / Retrac										



## T45 (1 3/4")

Bit Bohrkrone Taillant Broca	Carbide dimension Hartmetallabmessung Dimension métal dur Dimension metal duro					D		Flushing hole Spüllöcher trou d'injection Agujeros de Lavado		Part No. Artikel Nr. N° de réf. Cat. N°
	Carbide design	Gauge / Umfang diamètre / diámetro		Front / Stirnseite front / frente		[mm]	[in]	Front / Side		
		[No.]	[mm]	[No.]	[mm]					
Button bit / Stiftbohrkrone / Taillant à boutons métal dur / Broca de botones  	HEM	8	11	6	11	76	3"	2	0	A44684
	BAL	8	11	6	11	76	3"	2	0	A44692
	BAL	8	12.7	6	11	82	3 1/4"	2	0	A44384
	CON	8	12.7	6	11	82	3 1/4"	2	0	A44331
	HEM	8	12.7	6	12.7	89	3 1/2"	2	0	A44622
	HEM HD	8	14	6	12.7	89	3 1/2"	2	0	A44399
	BAL	8	12.7	6	12.7	89	3 1/2"	2	0	A44654
	HEM	8	14	6	14	102	4"	2	1	A44641
	BAL	8	14	6	14	102	4"	2	1	A44657
	HEM	8	16	6	14	115	4 1/2"	2	0	A44554
Flat Face / Retrac	HEM	8	16	8	14	127	5"	2	0	A44903
Flat Face / Retrac  	HEM	6	11	3 / 1	11 / 9.5	70	2 3/4"	3	0	A44904
	BAL	6	11	3 / 1	11 / 9.5	70	2 3/4"	3	0	A44905
	HEM	6	12.7	3 / 1	11 / 9.5	76	3"	3	0	A44552
	BAL	6	12.7	3 / 1	11 / 9.5	76	3"	3	0	A44906
Drop Center / Retrac  	HEM	6	14	3 / 2	12.7 / 9.5	89	3 1/2"	3	0	A44973
	BAL	6	14	3 / 2	12.7 / 9.5	89	3 1/2"	3	0	A44974
Drop Center / Retrac  	HEM	8	11	4 / 1	10 / 10	76	3"	4	0	A44814
	BAL	8	11	4 / 1	10 / 10	76	3"	4	0	A44822
	HEM HD	8	12.7	4 / 1	12.7 / 12.7	89	3 1/2"	4	0	A41135
	BAL HD	8	12.7	4 / 1	12.7 / 12.7	89	3 1/2"	4	0	A41136
Drop Center / Retrac  	HEM	8	11	4 / 2	11 / 9.5	89	3 1/2"	4	1	A44801
	BAL	8	11	4 / 2	11 / 9.5	89	3 1/2"	4	1	A44745
Drop Center / Retrac  	HEM	8	14	4 / 3	12.7 / 11	102	4"	4	1	A44907
	BAL	8	14	4 / 3	12.7 / 11	102	4"	4	1	A44823
	HEM	8	14	4 / 3	14 / 12.7	115	4 1/2"	4	0	A44556
	HEM	8	16	4 / 3	16 / 12.7	127	5"	4	0	A44995
Drop Center / Retrac  	HEM	8	11	4 / 1	10 / 10	76	3"	4	0	A16083
	BAL	8	11	4 / 1	10 / 10	76	3"	4	0	A41197
	HEM	8	12.7	4 / 1	12.7 / 12.7	89	3 1/2"	4	0	A16084
	Drop Center / Xtrac	BAL	8	12.7	4 / 1	12.7 / 12.7	89	3 1/2"	4	0

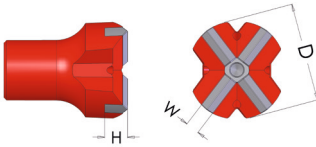
EXTENSION DRILLING  
TOOLS

## Extension drilling tools

Verlängerungsbohrausrüstung / Equipement de rallonge / Varillaje de extensión

### T45 (1 3/4")



Bit Bohrkrone Taillant Broca	Width / Breite largeur / ancho	Height / Höhe altura / alto	D		Flushing hole		Part No. Artikel Nr. N° de réf. Cat. N°
	W [mm]	H [mm]	[mm]	[in]	Spüllöcher trou d'injection Agujeros de Lavado Front/Side		
X design multi use / X-schneide Mehrweg Taillant en X reutilisable / Filo en X de uso multiple	12.7	25	76	3"	1	4	A49634
	12.7	25	89	3 1/2"	1	4	A49635
	16	25	102	4"	1	4	A49642

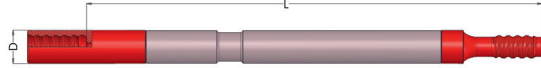


Extension rod Verlängerungsstange Tige allonges Barra de extensión	L		Part No. Artikel Nr. N° de réf. Cat. N°
	[mm]	[ft in]	
Rd 46 / Flushing hole Ø 17 mm (Ø 11/16")	1000	3' 3"	A47190
	1220	4'	A47293
	1500	4' 11"	A47311
	1525	5'	A41581
	1830	6'	A47339
	2000	6' 7"	A41580
	2435	8'	A47062
	3000	9' 10"	A43817
	3050	10'	A47051
	3660	12'	A47052
	4265	14'	A47053
	5490	18'	A47056
	6095	20'	A47001
Tandem thread drill rod / Tandem Gewindestange Tige fileté en tandem / Barra roscada en tandem Rd 46 / Flushing hole Ø 17 mm (Ø 11/16")	3050	10'	A47409
	3660	12'	A47094
	4270	14'	A47410



T45 (1 3/4")

Extension rod Verlängerungsstange Tige allonges Barra de extensión	D		L		Part No. Artikel Nr. N° de réf. Cat. N°
	[mm]	[in]	[mm]	[ft in]	
MF-rod Rd 46 / Flushing hole Ø 17 mm (Ø 11/16") 	64	2 1/2"	1000	3' 3"	A47256
	64	2 1/2"	1220	4'	A47491
	64	2 1/2"	1500	4' 11"	A47292
	64	2 1/2"	1525	5'	A47132
	64	2 1/2"	1830	6'	A47172
	64	2 1/2"	2000	6' 7"	A47264
	64	2 1/2"	2435	8'	A47402
	64	2 1/2"	3000	9' 10"	A47262
	64	2 1/2"	3050	10'	A47173
	MF-rod Rd 46 / Flushing hole Ø 17 mm (Ø 11/16") 	64	2 1/2"	3660	12'
64		2 1/2"	4270	14'	A47285
64		2 1/2"	4880	16'	A47492
64		2 1/2"	5490	18'	A47496
64		2 1/2"	6100	20'	A47481


Starter Guide Tube Starter Führungsrohr Tube Guide De Démarrage Tubo Guía de Arranque	D		L		Part No. Artikel Nr. N° de réf. Cat. N°
	[mm]	[in]	[mm]	[ft in]	
Modular 3-Piece Design 	64	2 1/2"	1220	4'	A47640
	64	2 1/2"	1525	5'	A47641
	64	2 1/2"	1830	6'	A47642
	64	2 1/2"	2440	8'	A47643
	64	2 1/2"	3050	10'	A47644
	64	2 1/2"	3660	12'	A47645
	64	2 1/2"	4270	14'	A47746
	76	3"	1220	4'	A47650
	76	3"	1525	5'	A47651
	76	3"	1830	6'	A47652
	76	3"	2440	8'	A47653
	76	3"	3050	10'	A47654
	76	3"	3660	12'	A47655

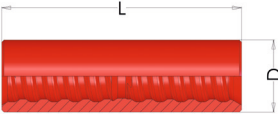
EXTENSION DRILLING  
TOOLS

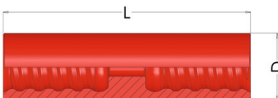
## Extension drilling tools

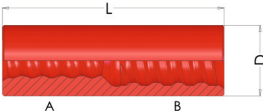
Verlängerungsbohrersrüstung / Equipement de rallonge / Varillaje de extensión

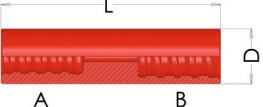
### T45 (1 3/4")

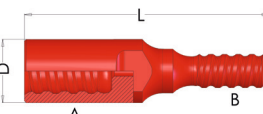
Extension rod Verlängerungsstange Tige allonges Barra de extensión	L		Part No. Artikel Nr. N° de réf. Cat. N°
	[mm]	[ft in]	
Hex 38 / Flushing hole Ø 16 mm (Ø 5/8") 	3050	10'	A11182
	3660	12'	A11183
	4265	14'	A11184

Coupling Muffe Manchon Acople	D		L		Part No. Artikel Nr. N° de réf. Cat. N°
	[mm]	[in]	[mm]	[in]	
	63	2 15/32"	210	8 1/4"	A41666
	66	2 19/32"	210	8 1/4"	A14845


Full bridge / Mittelsteg / Nervure centrale / Nervio central 	63	2 15/32"	230	9 1/16"	A41650
---	----	----------	-----	---------	--------

Coupling adapter Übergangsmuffe Manchon d'adaptation Acople adaptador	Thread / Gewinde Filet / Rosca		D		L		Part No. Artikel Nr. N° de réf. Cat. N°
	A	B	[mm]	[in]	[mm]	[in]	
	R38	T45	63	2 15/32"	195	7 11/16"	A48531
	T38	T45	63	2 15/32"	195	7 11/16"	A41658
	T45	T51	72	2 13/16"	218	8 19/32"	A41676

Full bridge / Mittelsteg Nervure centrale Nervio central 	R32	T45	63	2 15/32"	215	8 15/32"	A41680
	R38	T45	63	2 15/32"	215	8 15/32"	A41667
	T38	T45	63	2 15/32"	215	8 15/32"	A41684
	T45	T51	72	2 13/16"	240	9 7/16"	A41689

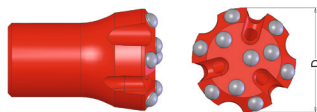
Bit adapter Übergangsstück Manchon d'adaptation Adaptador de broca	Thread / Gewinde Filet / Rosca		D		L		Part No. Artikel Nr. N° de réf. Cat. N°
	A	B	[mm]	[in]	[mm]	[in]	
	R32	T45	44	1 23/32"	360	14 3/16"	A41694
	R38	T45	55	2 5/32"	280	11 1/32"	A48500
	T38	T45	55	2 5/32"	280	11 1/32"	A48588
	T45	R38	63	2 15/32"	280	11 1/32"	A48653
	T45	T38	63	2 15/32"	280	11 1/32"	A48587
	T45	T51	63	2 15/32"	285	11 7/32"	A41693
	T45	ST58	72	2 13/16"	280	11 1/32"	A48687
	T51	T45	72	2 13/16"	285	11 7/32"	A48661

T51 (2")

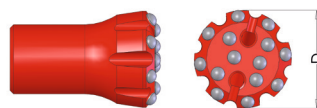


Bit Bohrkrone Taillant Broca	Carbide dimension Hartmetallabmessung Dimension métal dur Dimension metal duro					D		Flushing hole Spüllöcher trou d'injection Agujeros de Lavado		Part No. Artikel Nr. N° de réf. Cat. N°
	Carbide design	Gauge / Umfang diamètre / diámetro		Front / Stirnseite front / frente		[mm]	[in]	Front / Side		
		[No.]	[mm]	[No.]	[mm]					

Button bit / Stiftbohrkrone / Taillant à boutons métal dur / Broca de botones	HEM	6	14	4	14	89	3 1/2"	3	0	A44405
	BAL	6	14	4	14	89	3 1/2"	3	0	A44406

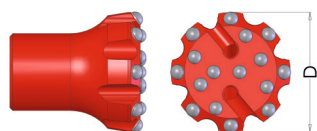


Flat Face

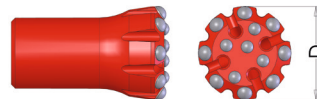


Flat Face	HEM	8	12.7	6	11	82	3 1/4"	2	1	A44457
	BAL	8	12.7	6	11	82	3 1/4"	2	1	A44389
	HEM	8	12.7	6	11	85	3 3/8"	2	1	A44443
	BAL	8	12.7	6	11	85	3 3/8"	2	1	A44343
	HEM	8	12.7	6	12.7	89	3 1/2"	2	0	A44638
	BAL	8	12.7	6	12.7	89	3 1/2"	2	0	A44765
	CON	8	12.7	6	12.7	89	3 1/2"	2	2	A44055
	HEM	8	14	6	14	102	4"	2	0	A44639
	BAL	8	14	6	14	102	4"	2	0	A44762
	HEM	8	16	6	14	115	4 1/2"	2	0	A44640
	BAL	8	16	6	14	115	4 1/2"	2	0	A44558
	HEM	8	16	8	14	127	5"	2	0	A44642
	HEM	8	16	8	16	140	5 1/2"	2	0	A44988

Flat Face

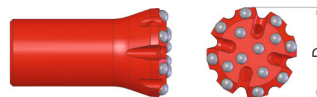


Flat Face



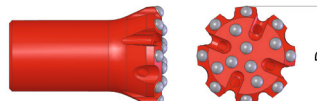
HEM	8	12.7	5	12.7	89	3 1/2"	4	2	A44017
-----	---	------	---	------	----	--------	---	---	--------

Flat Face



HEM	8	14	6	12.7	102	4"	4	2	A44467
BAL	8	14	6	12.7	102	4"	4	2	A44468

Flat Face



HEM	8	14	7	14	115	4 1/2"	4	2	A44970
BAL	8	14	7	14	115	4 1/2"	4	2	A44469
HEM	8	16	7	14	121	4 3/4"	4	2	A44250
BAL	8	16	7	14	121	4 3/4"	4	2	A44251

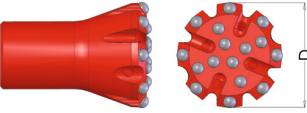
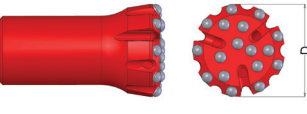
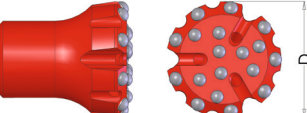
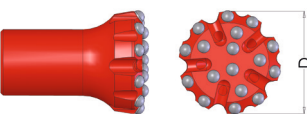
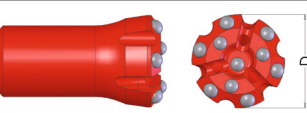
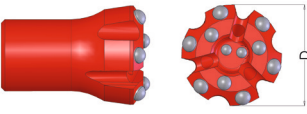
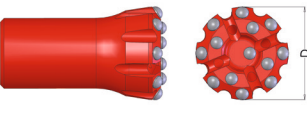
Flat Face

EXTENSION DRILLING TOOLS


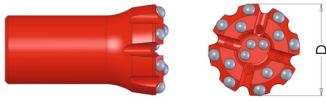
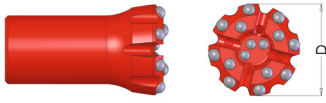
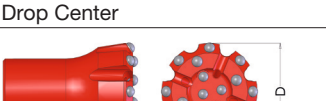
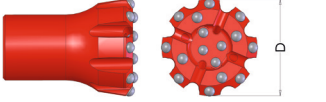
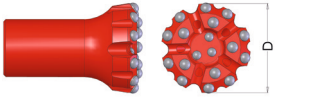
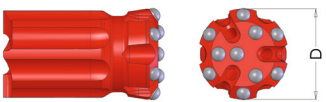
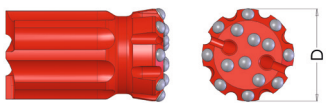
## Extension drilling tools

Verlängerungsbohrausrüstung / Equipement de rallonge / Varillaje de extensión

### T51 (2")

Bit Bohrkrone Taillant Broca	Carbide dimension Hartmetallabmessung Dimension métal dur Dimension metal duro					D		Flushing hole Spüllöcher trou d'injection Agujeros de Lavado		Part No. Artikel Nr. N° de réf. Cat. N°
	Carbide design	Gauge / Umfang diamètre / diámetro		Front / Stirnseite front / frente		[mm]	[in]	Front / Side		
		[No.]	[mm]	[No.]	[mm]					
Button bit / Stiftbohrkrone / Taillant à boutons métal dur / Broca de botones	HEM	8	16	8	14	127	5"	4	2	A44470
										
Flat Face	HEM	9	11	8	10	89	3 1/2"	3	1	A44855
	BAL	9	11	8	10	89	3 1/2"	3	1	A44856
	HEM	9	12.7	8	12.7	102	4"	3	1	A44857
	BAL	9	12.7	8	12.7	102	4"	3	1	A44858
Flat Face	HEM	9	14	9	12.7	115	4 1/2"	3	1	A44909
	HEM	9	14	9	14	127	5"	3	1	A44910
Flat Face	HEM	10	14	9	12.7	115	4 1/2"	5	0	A44080
	HEM	10	16	7	16	127	5"	5	0	A44081
	HEM	10	16	8	16	140	5 1/2"	5	0	A44082
Flat Face, Starflow	HEM	6	12.7	3 / 1	11 / 9.5	76	3"	3	0	A44307
	BAL	6	12.7	3 / 1	11 / 9.5	76	3"	3	0	A44308
Drop Center	HEM	6	12.7	3 / 2	11 / 9.5	80	3 1/8"	3	0	A44309
	BAL	6	12.7	3 / 2	11 / 9.5	80	3 1/8"	3	0	A44310
	HEM	6	14	3 / 2	12.7 / 9.5	89	3 1/2"	3	0	A44871
	BAL	6	14	3 / 2	12.7 / 9.5	89	3 1/2"	3	0	A44872
Drop Center	HEM HD	8	12.7	4 / 1	12.7 / 12.7	89	3 1/2"	4	0	A44007
	BAL HD	8	12.7	4 / 1	12.7 / 12.7	89	3 1/2"	4	0	A44003
Drop Center										

## T51 (2")

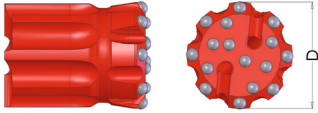
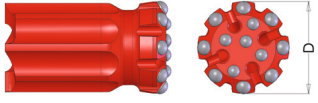
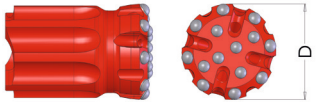
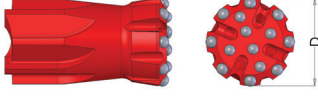
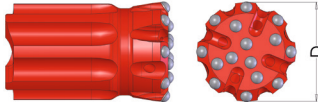
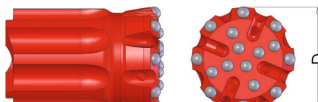
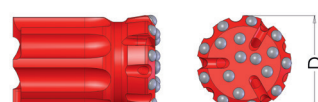
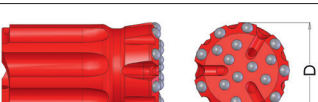

Bit Bohrkrone Taillant Broca	Carbide dimension Hartmetallabmessung Dimension métal dur Dimension metal duro					D		Flushing hole Spüllöcher trou d'injection Agujeros de Lavado		Part No. Artikel Nr. N° de réf. Cat. N°
	Carbide design	Gauge / Umfang diamètre / diámetro		Front / Stirnseite front / frente		[mm]	[in]	Front / Side		
		[No.]	[mm]	[No.]	[mm]					
Button bit / Stiftbohrkrone / Taillant à boutons métal dur / Broca de botones	HEM	8	11	4 / 2	11 / 9.5	89	3 1/2"	4	0	A44760
	BAL	8	11	4 / 2	11 / 9.5	89	3 1/2"	4	0	A44759
	Drop Center									
	HEM	8	14	4 / 3	12.7 / 11	102	4"	4	0	A44764
	BAL	8	14	4 / 3	12.7 / 11	102	4"	4	0	A44763
	HEM	8	14	4 / 3	14 / 12.7	115	4 1/2"	4	0	A44610
	BAL	8	14	4 / 3	14 / 12.7	115	4 1/2"	4	0	A44611
	HEM	8	16	4 / 3	16 / 12.7	127	5"	4	0	A44849
	BAL	8	16	4 / 3	16 / 12.7	127	5"	4	0	A44870
	HEM	8	16	4 / 4	16 / 14	140	5 1/2"	4	0	A44989
	Drop Center									
	HEM	10	14	5 / 3	12.7 / 12.7	115	4 1/2"	5	0	A44086
	HEM	10	16	5 / 3	16 / 12.7	127	5"	5	0	A44087
	HEM	10	16	5 / 4	16 / 14	140	5 1/2"	5	0	A44088
Drop Center, Starflow										
	HEM	6	14	4	14	89	3 1/2"	3	0	A44407
	BAL	6	14	4	14	89	3 1/2"	3	0	A44408
Flat Face / Retrac										
	BAL	8	12	6	11	82	3 1/4"	2	1	A44386
	CON	8	12	6	11	82	3 1/4"	2	1	A44770
	HEM	8	12.7	6	12.7	89	3 1/2"	2	0	A44645
	BAL	8	12.7	6	12.7	89	3 1/2"	2	0	A44691
	CON	8	12.7	6	12.7	89	3 1/2"	2	0	A44496
	HEM	8	12.7	6	12.7	93	3 11/16"	2	0	A44223
	BAL	8	12.7	6	12.7	93	3 11/16"	2	0	A44224
	BAL	8	12.7	6	12.7	95	3 3/4"	2	0	A44233
	HEM	8	14	6	14	102	4"	2	1	A44724
	BAL	8	14	6	14	102	4"	2	1	A44678
	Flat Face / Retrac									
	HEM	8	16	6	14	115	4 1/2"	2	0	A44978

EXTENSION DRILLING TOOLS

## Extension drilling tools

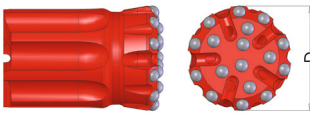
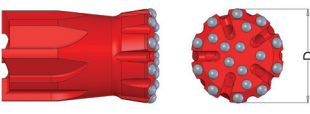
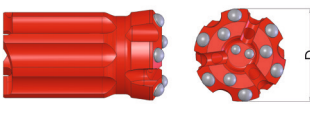
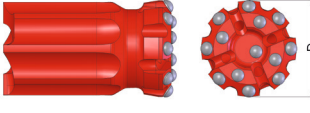
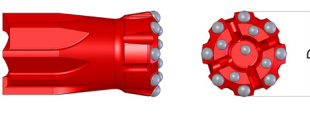
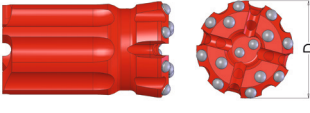
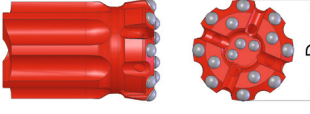
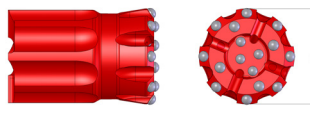
Verlängerungsbohrersrüstung / Equipement de rallonge / Varillaje de extensión

### T51 (2")

Bit Bohrkrone Taillant Broca	Carbide dimension Hartmetallabmessung Dimension métal dur Dimension metal duro					D		Flushing hole Spüllöcher trou d'injection Agujeros de Lavado		Part No. Artikel Nr. N° de réf. Cat. N°
	Carbide design	Gauge / Umfang diamètre / diámetro		Front / Stirnseite front / frente		[mm]	[in]	Front / Side		
		[No.]	[mm]	[No.]	[mm]					
Button bit / Stiftbohrkrone / Taillant à boutons métal dur / Broca de botones	HEM	8	16	8	14	127	5"	2	0	A44979
	HEM	8	16	8	16	140	5 1/2"	2	0	A44980
										
Flat Face / Retrac										
	HEM	8	12.7	5	12.7	89	3 1/2"	4	2	A44045
	BAL	8	12.7	5	12.7	89	3 1/2"	4	2	A44028
Flat Face / Retrac										
	HEM	8	14	6	12.7	102	4"	4	2	A44471
	BAL	8	14	6	12.7	102	4"	4	2	A44472
Flat Face / Retrac										
	HEM	8	14	6	12.7	102	4"	4	2	A16085
Flat Face / Xtrac										
	HEM	8	14	7	14	115	4 1/2"	4	2	A44473
	BAL	8	14	7	14	115	4 1/2"	4	2	A44392
Flat Face / Retrac										
	HEM	8	16	8	14	127	5"	4	2	A44474
	CON	8	14	8	14	127	5"	4	2	A44446
Flat Face / Retrac										
	HEM	9	11	8	10	89	3 1/2"	3	1	A44960
	BAL	9	11	8	10	89	3 1/2"	3	1	A44961
	HEM	9	12.7	8	12.7	102	4"	3	1	A44962
	BAL	9	12.7	8	12.7	102	4"	3	1	A44963
Flat Face / Retrac										
	CON	9	12.7	8	12.7	102	4"	3	1	A44383
	HEM	9	14	9	12.7	115	4 1/2"	3	1	A44964
	BAL	9	14	9	12.7	115	4 1/2"	3	1	A44679
Flat Face / Retrac										
	HEM	9	14	9	14	127	5"	3	1	A44965



## T51 (2")

Bit Bohrkrone Taillant Broca	Carbide dimension Hartmetallabmessung Dimension métal dur Dimension metal duro					D		Flushing hole Spüllöcher trou d'injection Agujeros de Lavado		Part No. Artikel Nr. N° de réf. Cat. N°
	Carbide design	Gauge / Umfang diamètre / diámetro		Front / Stirnseite front / frente		[mm]	[in]	Front / Side		
		[No.]	[mm]	[No.]	[mm]					
Button bit / Stiftbohrkrone / Taillant à boutons métal dur / Broca de botones 	HEM	10	14	9	12.7	115	4 1/2"	5	0	A44083
	HEM	10	16	7	16	127	5"	5	0	A44084
	HEM	10	16	8	16	140	5 1/2"	5	0	A44085
Flat Face / Retrac, Starflow 	HEM	10	14	9	12.7	115	4 1/2"	5	0	A16086
	HEM	10	16	7	16	127	5"	5	0	A16088
Flat Face / Xtrac, Starflow 	HEM	6	14	3 / 2	12.7 / 9.5	89	3 1/2"	3	0	A44975
	BAL	6	14	3 / 2	12.7 / 9.5	89	3 1/2"	3	0	A44976
Drop Center / Retrac 	HEM HD	8	12.7	4 / 1	12.7 / 12.7	89	3 1/2"	4	0	A41137
	BAL HD	8	12.7	4 / 1	12.7 / 12.7	89	3 1/2"	4	0	A41138
Drop Center / Retrac 	HEM HD	8	12.7	4 / 1	12.7 / 12.7	89	3 1/2"	4	0	A16109
	HEM HD	8	16	4 / 1	12.7 / 12.7	102	4"	4	0	A44006
	BAL HD	8	16	4 / 1	12.7 / 12.7	102	4"	4	0	A44005
Drop Center / Xtrac 	HEM	8	11	4 / 2	11 / 9.5	89	3 1/2"	4	1	A44761
	BAL	8	11	4 / 2	11 / 9.5	89	3 1/2"	4	1	A44746
	CON HD	8	12.7	4 / 2	11 / 9.5	89	3 1/2"	4	1	A44336
	BAL	8	12.7	4 / 2	12.7 / 9.5	93	3 11/16"	4	0	A44187
Drop Center / Retrac 	HEM	8	14	4 / 3	12.7 / 11	102	4"	4	1	A44747
	BAL	8	14	4 / 3	12.7 / 11	102	4"	4	1	A44748
	CON	8	14	4 / 3	12.7 / 11	102	4"	4	1	A44749
	HEM	8	14	4 / 3	14 / 12.7	115	4 1/2"	4	0	A44982
Drop Center / Retrac 	HEM	8	16	4 / 3	16 / 12.7	127	5"	4	0	A44983
	HEM	8	16	4 / 4	16 / 14	140	5 1/2"	4	0	A44984

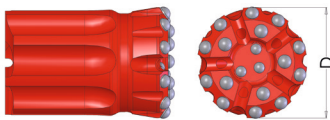
EXTENSION DRILLING TOOLS

## Extension drilling tools

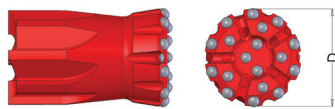
Verlängerungsbohrtausrüstung / Equipement de rallonge / Varillaje de extensión

### T51 (2")

Bit Bohrkrone Taillant Broca	Carbide dimension Hartmetallabmessung Dimension métal dur Dimension metal duro					D		Flushing hole Spüllöcher trou d'injection Agujeros de Lavado Front / Side		Part No. Artikel Nr. N° de réf. Cat. N°
	Carbide design	Gauge / Umfang diamètre / diámetro		Front / Stirnseite front / frente		[mm]	[in]	Front / Side		
		[No.]	[mm]	[No.]	[mm]					
Button bit / Stiftbohrkrone / Taillant à boutons métal dur / Broca de botones	HEM	10	14	5 / 3	12.7 / 12.7	115	4 1/2"	5	0	A44089
	HEM	10	16	5 / 3	16 / 12.7	127	5"	5	0	A44090
	HEM	10	16	5 / 4	16 / 14	140	5 1/2"	5	0	A44091



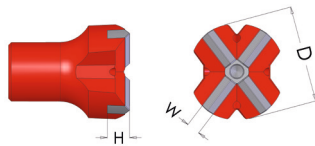
Drop Center / Retrac, Starflow





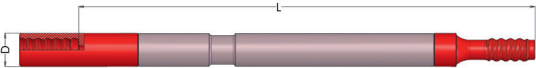
HEM	10	14	5 / 3	12.7 / 12.7	115	4 1/2"	5	0	A16087
HEM	10	16	5 / 3	16 / 12.7	127	5"	5	0	A16089

Drop Center / Xtrac, Starflow

	Width / Breite largeur / ancho W [mm]		Height / Höhe hauteur / alto H [mm]		D	Front / Side	Part No.
X design multi use / X-schneide Mehrweg Taillant en X reutilisable / Filo en X de uso multiple	12.7	25	89	3 1/2"	1	4	A49636
	16	25	102	4"	1	4	A49693
	16	25	115	4 1/2"	1	4	A49694



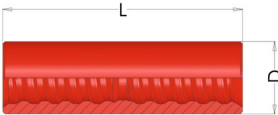
## T51 (2")

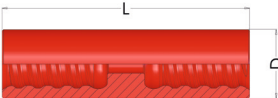
Extension rod Verlängerungsstange Tige allonges Barra de extensión	D		L		Part No. Artikel Nr. N° de réf. Cat. N°		
	[mm]	[in]	[mm]	[ft in]			
Rd 52 / Flushing hole Ø 21.5mm (Ø27/32") 			1000	3' 3"	A43808		
			1220	4'	A43712		
			1500	4' 11"	A43700		
			1830	6'	A47206		
			2000	6' 7"	A43701		
			3000	9' 10"	A43662		
			3050	10'	A47140		
			3660	12'	A47141		
			4265	14'	A47381		
			4875	16'	A47387		
			5490	18'	A47375		
			6095	20'	A46184		
			7315	24'	A43759		
	MF-rod Rd 52 / Flushing hole Ø 21.5 mm (Ø 27/32") 	72	2 13/16"	1000	3' 3"	A43918	
72		2 13/16"	1220	4'	A47323		
72		2 13/16"	1500	4' 11"	A47352		
72		2 13/16"	1525	5'	A43928		
72		2 13/16"	1830	6'	A47337		
72		2 13/16"	2000	6' 7"	A43914		
72		2 13/16"	3000	9' 10"	A43915		
72		2 13/16"	3050	10'	A43986		
72		2 13/16"	3660	12'	A47338		
72		2 13/16"	4000	13' 1-1/2"	A43947		
72		2 13/16"	4270	14'	A43819		
72		2 13/16"	4880	16'	A43954		
72		2 13/16"	5490	18'	A43903		
72		2 13/16"	6100	20'	A43997		
Starter Guide Tube Starter Führungsrohr Tube Guide De Démarrage Tubo Guía de Arranque Modular 3 piece design 			76	3"	1220	4'	A47660
			76	3"	1525	5'	A47661
			76	3"	1830	6'	A47662
			76	3"	2440	8'	A47663
			76	3"	3050	10'	A47664
			76	3"	3660	12'	A47665
			76	3"	4270	14'	A47736
			87	3 13/32"	1220	4'	A47700
			87	3 13/32"	1525	5'	A47701
			87	3 13/32"	1830	6'	A47702
			87	3 13/32"	2440	8'	A47703
			87	3 13/32"	3050	10'	A47704
			87	3 13/32"	3760	12' 4"	A47705
			87	3 13/32"	4270	14'	A47706

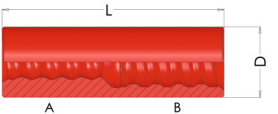
## Extension drilling tools

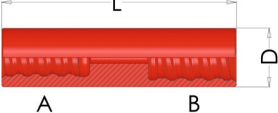
Verlängerungsbohrerüstung / Equipement de rallonge / Varillaje de extensión

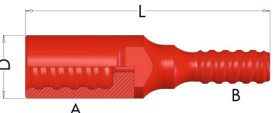
### T51 (2")

Coupling Muffe Manchon Acople	D		L		Part No. Artikel Nr. N° de réf. Cat. N°
	[mm]	[in]	[mm]	[in]	
		72	2 13/16"	225	
	76	3"	225	8 7/8"	A41686

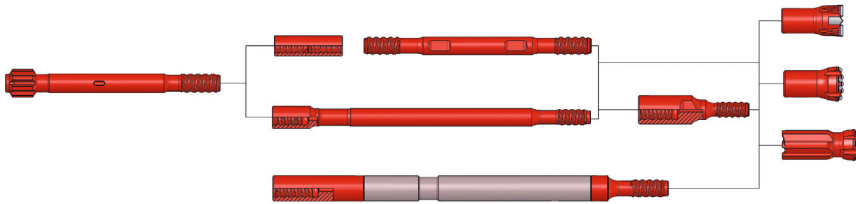
Full bridge / Mittelsteg / Nervure centrale / Nervio central	D		L		Part No. Artikel Nr. N° de réf. Cat. N°
	[mm]	[in]	[mm]	[in]	
		72	2 13/16"	250	
	76	3"	250	9 13/16"	A41691

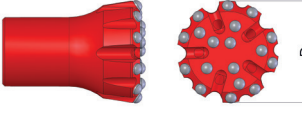
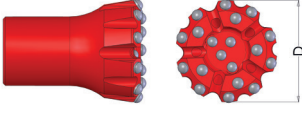
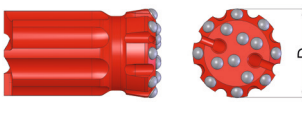
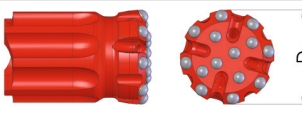
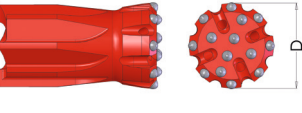
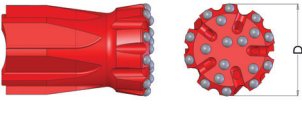
Coupling adapter Übergangsmuffe Manchon d'adaptation Acople adaptador	Thread / Gewinde Filet / Rosca		D		L		Part No. Artikel Nr. N° de réf. Cat. N°
	A	B	[mm]	[in]	[mm]	[in]	
		T45	T51	72	2 13/16"	218	

Full bridge / Mittelsteg / Nervure centrale / Nervio central	Thread / Gewinde Filet / Rosca		D		L		Part No. Artikel Nr. N° de réf. Cat. N°		
	A	B	[mm]	[in]	[mm]	[in]			
		R38	T51	72	2 13/16"	225		8 7/8"	A48511
		T38	T51	72	2 13/16"	225		8 7/8"	A48521
	T45	T51	72	2 13/16"	240	9 7/16"	A41689		

Bit adapter Übergangsstück Manchon d'adaptation Adaptador de broca	Thread / Gewinde Filet / Rosca		D		L		Part No. Artikel Nr. N° de réf. Cat. N°		
	A	B	[mm]	[in]	[mm]	[in]			
		T51	R38	72	2 13/16"	285		11 7/32"	A48555
		T51	T45	72	2 13/16"	285		11 7/32"	A48661
		T51	ST58	76	3"	285		11 7/32"	A48658
		T51	GT60	82	3 1/4"	345		13 1/2"	A48515
		ST58	T51	81	3 3/16"	310		12 3/16"	A48703
		GT60	T51	82	3 1/4"	360		14 3/16"	A48533

XT51 (2")



Bit Bohrkrone Taillant Broca	Carbide dimension Hartmetallabmessung Dimension métal dur Dimension metal duro						D		Flushing hole Spüllöcher trou d'injection Agujeros de Lavado		Part No. Artikel Nr. N° de réf. Cat. N°
	Carbide design	Gauge / Umfang diamètre / diámetro		Front / Stirnseite front / frente		[mm]	[in]	Front / Side			
		[No.]	[mm]	[No.]	[mm]						
Button bit / Stiftbohrkrone / Taillant à boutons métal dur / Broca de botones	HEM	10	16	8	16	140	5 1/2"	5	0	A44051	
											
Flat Face, Starflow	HEM	10	16	5 / 4	16 / 14	140	5 1/2"	5	0	A44053	
											
Drop Center, Starflow	HEM	8	12.7	6	12.7	89	3 1/2"	2	0	A44215	
											
Flat Face / Retrac	CP	8	14	6	12.7	102	4"	4	2	A44207	
	CON	8	14	6	14	102	4"	4	2	A44213	
											
Flat Face / Retrac	CP	8	12.7	6	12.7	102	4"	4	2	A44174	
	HEM / BAL	8	14	6	14	102	4"	4	2	A44148	
	CP HD	8	14	6	14	102	4"	4	2	A44167	
	BAL	8	12.7	6	12.7	102	4"	4	2	A44173	
	BAL HD	8	14	6	14	102	4"	4	2	A44166	
	CON HD	8	14	6	14	102	4"	4	2	A44194	
											
Flat Face / Xtrac	CON HD	8	14	6	14	102	4"	4	2	A44194	
	HEM	10	16	8	16	140	5 1/2"	5	0	A44052	
											
Flat Face / Xtrac, Starflow											

EXTENSION DRILLING TOOLS

# Extension drilling tools


Verlängerungsbohrausrüstung / Equipement de rallonge / Varillaje de extensión

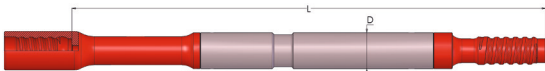
## XT51 (2")

Bit Bohrkrone Taillant Broca	Carbide dimension Hartmetallabmessung Dimension métal dur Dimension metal duro					D		Flushing hole		Part No. Artikel Nr. N° de réf. Cat. N°
	Carbide design	Gauge / Umfang diamètre / diámetro		Front / Stirnseite front / frente		[mm]	[in]	Front / Side		
		[No.]	[mm]	[No.]	[mm]					
Button bit / Stiftbohrkrone / Taillant à boutons métal dur / Broca de botones	CON	8	11	4 / 2	11 / 9.5	89	3 1/2"	4	1	A44212
Drop Center / Retrac	HEM	8	11	4 / 2	11 / 9.5	89	3 1/2"	4	1	A44214
	HEM	8	11	4 / 2	11 / 9.5	89	3 1/2"	4	2	A16111
Drop Center / Xtrac	BAL	8	11	4 / 2	11 / 9.5	89	3 1/2"	4	1	A44146
	BAL	8	11	4 / 1	11 / 9.5	89	3 1/2"	4	2	A16110
	BAL	8	14	4 / 3	12.7 / 11	102	4"	4	2	A16091
	BAL	8	14	4 / 3	14 / 12.7	115	4 1/2"	4	2	A16094
	BAL	8	16	4 / 3	16 / 12.7	127	5"	4	2	A16097
	CON	9	10	6 / 3	10 / 10	94	3 11/16"	3	0	A44121
Drop Center / Xtrac	HEM	10	14	5 / 3	12.7 / 12.7	115	4 1/2"	5	0	A16093
	HEM	10	16	5 / 3	16 / 12.7	127	5"	5	0	A16096
	HEM	10	16	5 / 4	16 / 14	140	5 1/2"	5	0	A44054
Drop Center / Xtrac, Starflow	CON	8	12.7	4 / 2	12.7 / 11	89	3 1/2"	2	2	A16090
	CON	8	12.7	9	12.7	102	4"	2	2	A16092
	CON	8	14	8	14	115	4 1/2"	2	2	A16095
	CON	8	14	8	14	127	5"	2	2	A16098
Semi Dome / Xtrac										

EXTENSION DRILLING TOOLS

## XT51 (2")

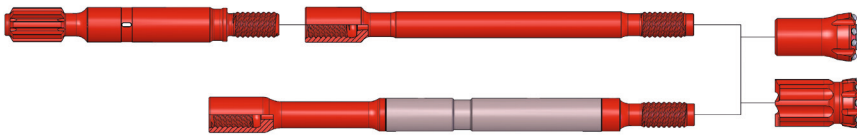
Extension rod Verlängerungsstange Tige allonges Barra de extensión	D		L		Part No. Artikel Nr. N° de réf. Cat. N°
	[mm]	[in]	[mm]	[ft in]	
<b>MF-rod Rd 52 / Flushing hole Ø 21.5 mm (Ø 27/32")</b> 	72	2 13/16"	3660	12'	A43907
	72	2 13/16"	4270	14'	A43908
	72	2 13/16"	5490	18'	A43911
	72	2 13/16"	6100	20'	A43909

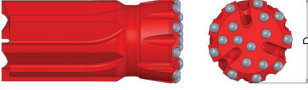
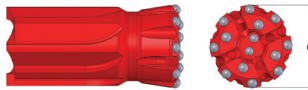
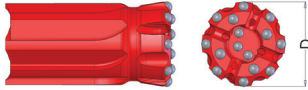
Starter Guide Tube Starter Führungsrohr Tube Guide De Démarrage Tubo Guía de Arranque	D		L		Part No. Artikel Nr. N° de réf. Cat. N°
	[mm]	[in]	[mm]	[ft in]	
<b>Modular 3-Piece Design</b> 	76	3"	3760	12' 4"	A47731
	76	3"	4270	14'	A47737
	76	3"	4670	15' 4"	A47738
	76	3"	5180	17'	A47739

## Extension drilling tools

Verlängerungsbohrausrüstung / Equipement de rallonge / Varillaje de extensión


### ST58 (2 1/4")

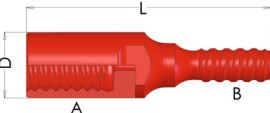


Bit Bohrkrone Taillant Broca	Carbide dimension Hartmetallabmessung Dimension métal dur Dimension metal duro					D		Flushing hole Spüllöcher trou d'injection Agujeros de Lavado Front / Side		Part No. Artikel Nr. N° de réf. Cat. N°
	Carbide design	Gauge / Umfang diamètre / diámetro		Front / Stirnseite front / frente		[mm]	[in]			
		[No.]	[mm]	[No.]	[mm]					
Button bit / Stiftbohrkrone / Taillant à boutons métal dur / Broca de botones 	HEM	9	11	8	10	89	3 1/2"	3	1	A44929
	BAL	9	11	8	10	89	3 1/2"	3	1	A44930
	BAL	9	11	8	11	93	3 11/16"	3	1	A44921
	CON	9	12.7	8	11	93	3 11/16"	3	1	A44493
	HEM	9	12.7	8	12.7	102	4"	3	1	A44931
	BAL	9	12.7	8	12.7	102	4"	3	1	A44932
Flat Face / Retrac 	HEM	8	11	4 / 2	11 / 9.5	89	3 1/2"	4	1	A44934
	BAL	8	11	4 / 2	11 / 9.5	89	3 1/2"	4	1	A44935
	BAL	8	12.7	4 / 2	12.7 / 9.5	93	3 11/16"	4	0	A44916
Drop Center / Retrac 	HEM	8	14	4 / 3	12.7 / 11	102	4"	4	1	A44924
	BAL	8	14	4 / 3	12.7 / 11	102	4"	4	0	A44936
	HEM	8	14	4 / 3	14 / 12.7	115	4 1/2"	4	1	A44937
	HEM	8	16	4 / 3	16 / 12.7	127	5"	4	0	A44986
Drop Center / Retrac										



## ST58 (2 1/4")

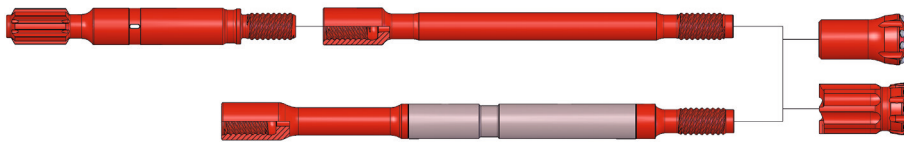
Extension rod Verlängerungsstange Tige allonges Barra de extensión	D		L		Part No. Artikel Nr. N° de réf. Cat. N°
	[mm]	[in]	[mm]	[ft in]	
MF-rod Rd 60 / Flushing hole Ø 22.6 mm (Ø 5/64") 	81	3 3/16"	3660	12'	A43942
	81	3 3/16"	4270	14'	A43922
	81	3 3/16"	5490	18'	A43962
	81	3 3/16"	6100	20'	A43998

Bit adapter Übergangsstück Manchon d'adaptation Adaptador de broca	Thread Gewinde Filet Rosca		D		L		Part No. Artikel Nr. N° de réf. Cat. N°
	A	B	[mm]	[in]	[mm]	[in]	
	T45	ST58	72	2 13/16"	280	11 1/32"	A48687
	T51	ST58	76	3"	285	11 7/32"	A48658
	ST58	T51	81	3 3/16"	310	12 3/16"	A48703
	GT60	ST58	82	3 1/4"	345	13 1/2"	A48537

# Extension drilling tools

Verlängerungsbohrersrüstung / Equipement de rallonge / Varillaje de extensión


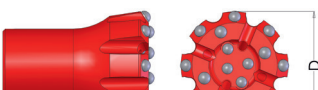
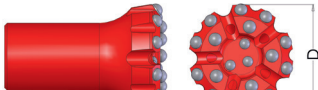
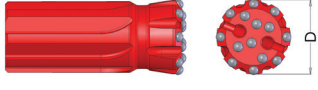
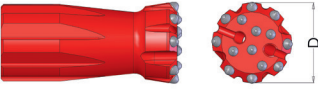
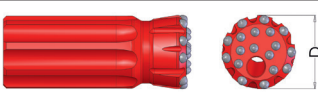
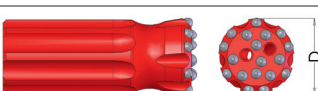

## GT60 (2 3/8")



Bit Bohrkrone Taillant Broca	Carbide dimension Hartmetallabmessung Dimension métal dur Dimension metal duro					D		Flushing hole Spüllöcher trou d'injection Agujeros de Lavado		Part No. Artikel Nr. N° de réf. Cat. N°
	Carbide design	Gauge / Umfang diamètre / diámetro		Front / Stimseite front / frente		[mm]	[in]	Front / Side		
		[No.]	[mm]	[No.]	[mm]					
Button bit / Stiftbohrkrone / Taillant à boutons métal dur / Broca de botones	HEM	8	12.7	6	12.7	93	3 11/16"	2	0	A44290
	BAL	8	12.7	6	12.7	93	3 11/16"	2	0	A44289
	HEM	8	12.7	6	12.7	95	3 3/4"	2	0	A44288
	BAL	8	12.7	6	12.7	95	3 3/4"	2	0	A44287
Flat Face	HEM	8	14	6	12.7	102	4"	4	2	A44359
	HEM HD	8	16	6	12.7	102	4"	4	2	A44136
	BAL	8	14	6	12.7	102	4"	4	2	A44360
Flat Face	HEM	8	14	7	14	115	4 1/2"	4	2	A44361
	BAL	8	14	7	14	115	4 1/2"	4	2	A44362
Flat Face	HEM	8	16	8	14	127	5"	4	2	A44363
Flat Face	HEM	9	12.7	8	12.7	102	4"	3	1	A44071
	BAL	9	12.7	8	12.7	102	4"	3	1	A44072
Flat Face	HEM	9	14	9	12.7	115	4 1/2"	3	1	A44075
	HEM	9	14	9	14	127	5"	3	1	A44077
Flat Face	HEM	10	14	9	12.7	115	4 1/2"	5	0	A44104
	HEM	10	16	7	16	127	5"	5	0	A44105
	HEM	10	16	8	16	140	5 1/2"	5	0	A44106
	HEM	10	16	8	16	152	6"	5	0	A44009
Flat Face, Starflow	HEM	8	12.7	4 / 2	12.7 / 9.5	93	3 11/16"	4	0	A44286
	BAL	8	12.7	4 / 2	12.7 / 9.5	93	3 11/16"	4	0	A44285
	HEM	8	12.7	4 / 2	12.7 / 9.5	95	3 3/4"	4	0	A44284
	BAL	8	12.7	4 / 2	12.7 / 9.5	95	3 3/4"	4	0	A44283
Drop Center										

EXTENSION DRILLING TOOLS

GT60 (2 3/8")

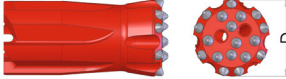


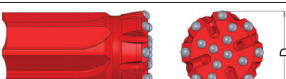

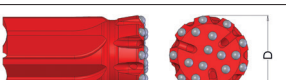

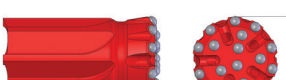
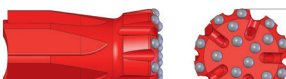
Bit Bohrkrone Taillant Broca	Carbide dimension Hartmetallabmessung Dimension métal dur Dimension metal duro					D		Flushing hole Spüllöcher trou d'injection Agujeros de Lavado		Part No. Artikel Nr. N° de réf. Cat. N°
	Carbide design	Gauge / Umfang diamètre / diámetro		Front / Stirnseite front / frente		[mm]	[in]	Front / Side		
		[No.]	[mm]	[No.]	[mm]					
 Button bit / Stiftbohrkrone / Taillant à boutons métal dur / Broca de botones  Drop Center	HEM	8	14	4 / 3	12.7 / 11	102	4"	4	0	A44364
	BAL	8	14	4 / 3	12.7 / 11	102	4"	4	0	A44365
	HEM	8	14	4 / 3	14 / 12.7	115	4 1/2"	4	0	A44366
	BAL	8	14	4 / 3	14 / 12.7	115	4 1/2"	4	0	A44367
	HEM	8	16	4 / 3	16 / 12.7	127	5"	4	0	A44368
	BAL	8	16	4 / 3	16 / 12.7	127	5"	4	0	A44369
 Drop Center	HEM	8	16	4 / 4	16 / 14	140	5 1/2"	4	0	A44370
	HEM	8	16	6 / 4	16 / 14	152	6"	4	0	A44208
 Drop Center, Starflow	HEM	10	14	5 / 3	12.7 / 12.7	115	4 1/2"	5	0	A44108
	HEM	10	16	5 / 3	16 / 12.7	127	5"	5	0	A44109
	HEM	10	16	5 / 4	16 / 14	140	5 1/2"	5	0	A44110
	HEM	10	16	5 / 4	16 / 14	152	6"	5	0	A16105
 Flat Face / Retrac	HEM	8	12.7	6	12.7	93	3 11/16"	2	0	A44282
	BAL	8	12.7	6	12.7	93	3 11/16"	2	0	A44281
 Flat Face / Xtrac	HEM	8	12.7	6	12.7	95	3 3/4"	2	0	A44280
	BAL	8	12.7	6	12.7	95	3 3/4"	2	0	A44279
 Flat Face / Retrac	BAL	8	12.7	6	12.7	95	3 3/4"	2	0	A44158
	BAL	8	14	6	12.7	102	4"	2	1	A44120
 Flat Face / Retrac	BAL	9	12.7	9	11	93	3 11/16"	1	0	A44234
	BAL	9	12.7	9	12.7	93	3 11/16"	2	0	A44160
 Flat Face / Retrac	CON	9	12.7	9	12.7	93	3 11/16"	2	0	A44196

EXTENSION DRILLING  
TOOLS

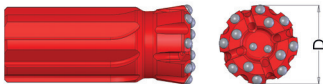

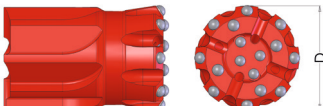
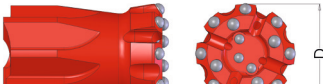
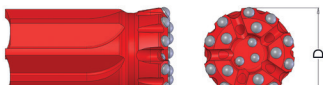
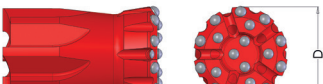
## Extension drilling tools

Verlängerungsbohrtausrüstung / Equipement de rallonge / Varillaje de extensión

### GT60 (2 3/8")

Bit Bohrkrone Taillant Broca	Carbide dimension Hartmetallabmessung Dimension métal dur Dimension metal duro					D		Flushing hole Spüllöcher trou d'injection Agujeros de Lavado		Part No. Artikel Nr. N° de réf. Cat. N°
	Carbide design	Gauge / Umfang diamètre / diámetro		Front / Stirnseite front / frente		[mm]	[in]	Front / Side		
		[No.]	[mm]	[No.]	[mm]					
Button bit / Stiftbohrkrone / Taillant à boutons métal dur / Broca de botones	BAL	9	12.7	9	12.7	94	3 11/16"	2	0	A44143
 Flat Face / Xtrac										
 Flat Face / Retrac	HEM	8	14	6	12.7	102	4"	4	2	A44371
	BAL	8	14	6	12.7	102	4"	4	2	A44372
 Flat Face / Retrac	HEM	8	14	7	14	115	4 1/2"	4	2	A44373
	BAL	8	14	7	14	115	4 1/2"	4	2	A44164
 Flat Face / Retrac	HEM	8	16	8	14	127	5"	4	2	A44374
 Flat Face / Retrac	BAL	9	12.7	8	11	93	3 11/16"	3	1	A44070
	HEM	9	12.7	8	12.7	102	4"	3	1	A44073
	HEM HD	9	14	8	12.7	102	4"	3	1	A44010
	BAL	9	12.7	8	12.7	102	4"	3	1	A44074
 Flat Face / Retrac	HEM	9	14	9	12.7	115	4 1/2"	3	1	A44076
	HEM	9	14	9	14	127	5"	3	1	A44078
	HEM HD	9	16	9	16	127	5"	3	1	A44079
 Flat Face / Xtrac	HEM	9	16	9	12.7	115	4 1/2"	3	1	A44039
 Flat Face / Retrac, Starflow	HEM	10	14	9	12.7	115	4 1/2"	5	0	A44161
	HEM	10	16	7	16	127	5"	5	0	A44163
	HEM	10	16	8	16	140	5 1/2"	5	0	A44107
	HEM	10	16	8	16	152	6"	5	0	A44145
 Flat Face / Xtrac, Starflow	HEM	10	14	9	12.7	115	4 1/2"	5	0	A44011
	HEM	10	16	7	16	127	5"	5	0	A44114
	HEM	10	16	9	16	140	5 1/2"	5	0	A44015
	HEM	10	16	8	16	152	6"	5	0	A16103

GT60 (2 3/8")




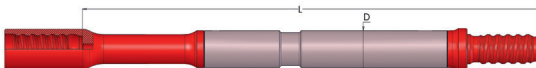
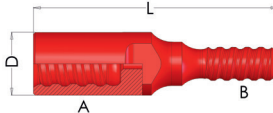
Bit Bohrkrone Taillant Broca	Carbide dimension Hartmetallabmessung Dimension métal dur Dimension metal duro					D		Flushing hole Spüllöcher trou d'injection Agujeros de Lavado		Part No. Artikel Nr. N° de réf. Cat. N°
	Carbide design	Gauge / Umfang diamètre / diámetro		Front / Stirnseite front / frente		[mm]	[in]	Front / Side		
		[No.]	[mm]	[No.]	[mm]					
Button bit / Stiftbohrkrone / Taillant à boutons métal dur / Broca de botones 	HEM	8	12.7	4 / 2	12.7 / 9.5	93	3 11/16"	4	0	A44278
	BAL	8	12.7	4 / 2	12.7 / 9.5	93	3 11/16"	4	0	A44277
	HEM	8	12.7	4 / 2	12.7 / 9.5	95	3 3/4"	4	0	A44276
	BAL	8	12.7	4 / 2	12.7 / 9.5	95	3 3/4"	4	0	A44275
	CON	8	12.7	4 / 2	12.7 / 9.5	95	3 3/4"	4	2	A44202
Drop Center / Retrac										
	HEM	8	14	4 / 3	12.7 / 11	102	4"	4	0	A44375
	BAL	8	14	4 / 3	12.7 / 11	102	4"	4	0	A44376
	HEM	8	14	4 / 3	14 / 12.7	115	4 1/2"	4	0	A44377
	BAL	8	14	4 / 3	14 / 12.7	115	4 1/2"	4	1	A44337
Drop Center / Retrac										
	HEM	8	16	4 / 3	16 / 12.7	127	5"	4	0	A44378
	HEM	8	16	4 / 4	16 / 14	140	5 1/2"	4	0	A44379
Drop Center / Retrac										
	HEM	8	14	4 / 3	12.7 / 11	102	4"	4	0	A16099
	CON	8	12.7	4 / 3	12.7 / 11	102	4"	4	0	A44138
Drop Center / Xtrac										
	HEM	10	14	5 / 3	12.7 / 12.7	115	4 1/2"	5	0	A44111
	HEM	10	16	5 / 3	16 / 12.7	127	5"	5	0	A44112
	HEM	10	16	5 / 4	16 / 14	140	5 1/2"	5	0	A44113
Drop Center / Retrac, Starflow										
	HEM	10	14	5 / 3	12.7 / 12.7	115	4 1/2"	5	0	A16100
	HEM	10	16	5 / 3	16 / 12.7	127	5"	5	0	A16101
	HEM	10	16	5 / 4	16 / 14	140	5 1/2"	5	0	A16102
	HEM	10	16	5 / 4	16 / 14	152	6"	5	0	A16104
Drop Center / Xtrac, Starflow										

EXTENSION DRILLING TOOLS

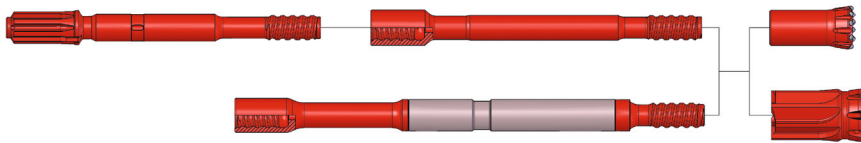
## Extension drilling tools

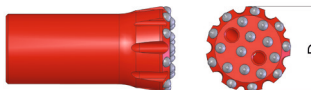
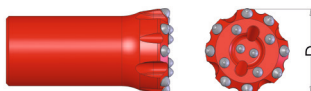

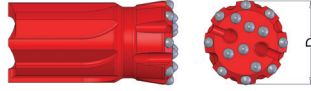

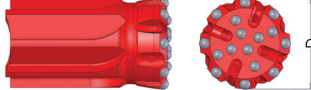
Verlängerungsbohrausrüstung / Equipement de rallonge / Varillaje de extensión

### GT60 (2 3/8")

Extension rod Verlängerungsstange Tige allonges Barra de extensión	D		L		Part No. Artikel Nr. N° de réf. Cat. N°		
	[mm]	[in]	[mm]	[ft in]			
<b>MF-rod Rd 60 / Flushing hole Ø 22.6 mm (Ø 5/16")</b> 	82	3 1/4"	3660	12'	A43608		
	82	3 1/4"	4270	14'	A43609		
	82	3 1/4"	6100	20'	A43610		
<b>MF-rod Rd 60 / Flushing hole Ø 22.6 mm (Ø 5/16")</b> 	85	3 3/8"	3660	12'	A43628		
	85	3 3/8"	4270	14'	A43629		
	85	3 3/8"	6100	20'	A43630		
<b>MF-rod Rd 64 / Flushing hole Ø 24 mm (Ø 15/16")</b> 	85	3 3/8"	4000	13' 1-1/2"	A43988		
	85	3 3/8"	4270	14'	A43989		
Starter Guide Tube Starter Führungsrohr Tube Guide De Démarrage Tubo Guía de Arranque	D		L		Part No. Artikel Nr. N° de réf. Cat. N°		
	[mm]	[in]	[mm]	[ft in]			
<b>Modular 3-Piece Design</b> 	76	3"	1525	5'	A47671		
	76	3"	1830	6'	A47672		
	76	3"	3050	10'	A47674		
	76	3"	3660	12'	A47675		
	76	3"	4270	14'	A47676		
	76	3"	5200	17' 3/4"	A47677		
Bit adapter Übergangsstück Manchon d'adaptation Adaptador de broca	Thread / Gewinde Filet / Rosca		D		L		Part No. Artikel Nr. N° de réf. Cat. N°
	A	B	[mm]	[in]	[mm]	[in]	
	T51	GT60	82	3 1/4"	345	13 1/2"	A48515
	GT60	T51	82	3 1/4"	360	14 3/16"	A48533
	GT60	ST58	82	3 1/4"	345	13 1/2"	A48537

## T-WiZ60 (2 3/8")



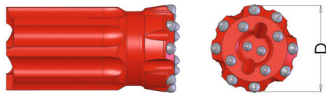
Bit Bohrkrone Taillant Broca	Carbide dimension Hartmetallabmessung Dimension métal dur Dimension metal duro					D		Flushing hole Spüllöcher trou d'injection Agujeros de Lavado Front / Side		Part No. Artikel Nr. N° de réf. Cat. N°
	Carbide design	Gauge / Umfang diamètre / diámetro		Front / Stirnseite front / frente		[mm]	[in]			
		[No.]	[mm]	[No.]	[mm]					
Button bit / Stiftbohrkrone / Taillant à boutons métal dur / Broca de botones	BAL	9	12.7	10	12.7	102	4"	2	0	A44027
 Flat Face	BAL	8	14	4 / 2	12.7 / 11	102	4"	2	0	A44019
 Drop Center	BAL	8	14	4 / 3	12.7 / 11	102	4"	4	0	A44018
 Drop Center	BAL	8	12.7	6	12.7	95	3 3/4"	2	0	A44061
 Flat Face / Retrac	BAL	9	12.7	10	12.7	102	4"	2	0	A44038
 Flat Face / Retrac	HEM	8	16	8	14	127	5"	4	2	A41130
	BAL	8	16	8	14	127	5"	4	2	A41131
 Flat Face / Retrac, Starflow	HEM	10	16	8	16	140	5 1/2"	5	0	A41132
	BAL	10	16	8	16	140	5 1/2"	5	0	A41133

## Extension drilling tools

Verlängerungsbohrausrüstung / Equipement de rallonge / Varillaje de extensión

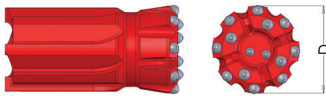
### T-WiZ60 (2 3/8")

Bit Bohrkrone Taillant Broca	Carbide design	Carbide dimension Hartmetallabmessung Dimension métal dur Dimension metal duro				D		Flushing hole Spüllöcher trou d'injection Agujeros de Lavado Front / Side		Part No. Artikel Nr. N° de réf. Cat. N°
		Gauge / Umfang diamètre / diámetro		Front / Stirnseite front / frente		[mm]	[in]			
		[No.]	[mm]	[No.]	[mm]					
Button bit / Stiftbohrkrone / Taillant à boutons métal dur / Broca de botones	BAL	8	14	4 / 2	12.7 / 11	102	4"	2	0	A44020



Drop Center / Retrac

	BAL	8	12.7	4 / 2	12.7 / 9.5	95	3 3/4"	4	0	A44060
--	-----	---	------	-------	------------	----	--------	---	---	--------

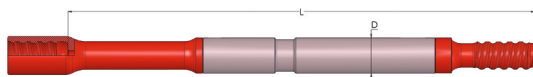


Drop Center / Retrac

Extension rod Verlängerungsstange Tige allonges Barra de extensión	D		L		Part No. Artikel Nr. N° de réf. Cat. N°
	[mm]	[in]	[mm]	[ft in]	
MF-rod Rd 60 / Flushing hole Ø 22.6 mm (Ø 57/64")	85	3 3/8"	3630	11' 11"	A43771
	85	3 3/8"	4240	13' 11"	A43772
	85	3 3/8"	5470	17' 11"	A43777
	85	3 3/8"	6065	19' 11"	A43773



Starter Guide Tube Starter Führungsrohr Tube Guide De Démarrage Tubo Guía de Arranque	D		L		Part No. Artikel Nr. N° de réf. Cat. N°
	[mm]	[in]	[mm]	[ft in]	
Modular 3-Piece Design	76	3"	4270	14'	A47604







**Contents**

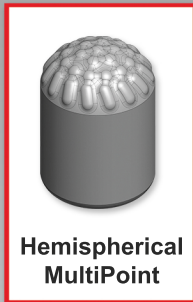
Inhaltsverzeichnis / Sommaire / Índice

**Page**

Seite / Page / Página

Bit Thread  
 Kronengewinde  
 Filetage de Taillant  
 Broca roscada

R25 (1").....	73-75
R28 (1 1/8") .....	76-78
R32 (1 1/4") .....	79-83
R35 (1 3/8") .....	84-86
Bolting Adapters / Split Set drivers .....	87



## Carbide Design Selection



**ROCK MORE**  
INTERNATIONAL  
Rock Drilling Tools

TUNNELING AND BOLTING TOOLS

HEM = Hemispherical button / Kugelstift / Boutons hémisphériques / Botones esféricos

BAL = Semi Ballistic button / Parabolidstift / Boutons semi paraboliques / Botones semi parabólicos

CON = Conical carbide on request / Deltastift auf Anfrage / Boutons delta sur demande / Botones conicos a solicitud

CP = Crownpoint carbide on request / Crownpoint Stift auf Anfrage / Boutons Crownpoint sur demande / Botones Crownpoint a solicitud

MP = MultiPoint carbide on request / MultiPoint Stift auf Anfrage / Boutons MultiPoint sur demande / Botones MultiPoint a solicitud

Blade bits are 1 mm bigger in diameter than the measurements in the catalogue.

Button bits are 1-2 mm bigger in diameter than the measurements in the catalogue.

Plattenbohrkronen sind 1 mm größer als das Nennmaß im Katalog.

Stiftbohrkronen sind 1-2 mm größer als das Nennmaß im Katalog.

Les dimensions des taillants à plaques sont 1 mm plus grandes que celles indiquées dans le catalogue.

Les dimensions des taillants à métal dur sont de 1 à 2 mm plus grandes que celles indiquées dans le catalogue.

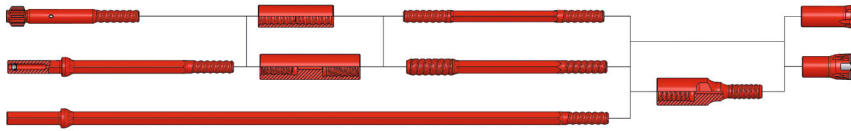
Las medidas de las Broca con placas son 1 mm más grandes que las medidas del catálogo.

Las medidas de las Broca con botones son 1-2 mm más grandes que las medidas del catálogo.



**R25 (1")**

Bit Thread / Kronengewinde  
Filetage de Taillant / Broca roscada



Bit Bohrkrone Taillant Broca	Carbide dimension Hartmetallabmessung Dimension métal dur Dimension metal duro						D		Flushing hole Spüllöcher trou d'injection Agujeros de Lavado		Part No. Artikel Nr. N° de réf. Cat. N°
	Carbide design	Gauge / Umfang diamètre / diámetro		Front / Stirnseite front / frente		[mm]	[in]	Front / Side			
		[No.]	[mm]	[No.]	[mm]						
Button bit / Stiftbohrkrone Taillant à boutons métal dur Broca de botones	1)	HEM	5	7	2	7	32	1 1/4"	1	1	A44124
	1)	BAL	5	7	2	7	32	1 1/4"	1	1	A44125
	1)	HEM	5	7	2	7	33	1 5/16"	1	1	A44847
	1)	BAL	5	7	2	7	33	1 5/16"	1	1	A44616
	1)	HEM	5	8	2	7	35	1 3/8"	1	1	A44741
	1)	BAL	5	8	2	7	35	1 3/8"	1	1	A44647
	1)	HEM	5	8	2	7	36	1 13/32"	1	1	A44507
		HEM	5	9	2	7	38	1 1/2"	1	1	A44617
		HEM	5	9.5	2	7	38	1 1/2"	1	1	A44743
		BAL	5	9	2	7	38	1 1/2"	1	1	A44754
		HEM	5	9	2	9	41	1 5/8"	1	1	A44673
		BAL	5	9	2	9	41	1 5/8"	1	1	A44677
		HEM	5	9.5	2	8	43	1 11/16"	1	1	A44623
		BAL	5	9.5	2	8	43	1 11/16"	1	1	A44991
		HEM	5	10	2	9	45	1 3/4"	1	1	A44602
		BAL	5	10	2	9	45	1 3/4"	1	1	A44603
		HEM	5	11	2	9	48	1 7/8"	1	1	A44326
		BAL	5	11	2	9	48	1 7/8"	1	1	A44327
		HEM	5	11	2	10	51	2"	1	1	A44328
		BAL	5	11	2	10	51	2"	1	1	A44329
B2		BAL	6	7	3	7	35	1 3/8"	3	1	A16078
		HEM	6	9	3	7	43	1 11/16"	3	1	A16079
		CP/HEM	6	9	3	7	43	1 11/16"	3	1	A16080
		HEM	6	9	3	8	45	1 3/4"	3	1	A44618
		BAL	6	9	3	8	45	1 3/4"	3	1	A44619
		HEM	6	9	3	9	48	1 7/8"	3	1	A44624
		BAL	6	9	3	9	48	1 7/8"	3	1	A44625
		HEM	6	10	3	9.5	51	2"	3	1	A44767
		BAL	6	10	3	9.5	51	2"	3	1	A44626
		HEM	6	10	3	10	57	2 1/4"	3	1	A44629
		BAL	6	10	3	10	57	2 1/4"	3	1	A44632
B3		BAL	6	10	3	10	60	2 3/8"	3	1	A44188

		Width / Breite largeur / ancho W [mm]		Height / Höhe hauteur / alto H [mm]					
Cross design multi use / Kreuzschneide Mehrweg Taillant en croix reutilisable / Broca en cruz uso multiple	1)	8	14	35	1 3/8"	1	4	A49673	
		8	14	38	1 1/2"	1	4	A49600	
		8	14	41	1 5/8"	1	4	A49601	
		8	14	43	1 11/16"	1	4	A49602	
		8	14	45	1 3/4"	1	4	A49603	
		9.5	19	48	1 7/8"	1	4	A49640	
		9.5	19	51	2"	1	4	A49660	
		9.5	19	57	2 1/4"	1	4	A49658	


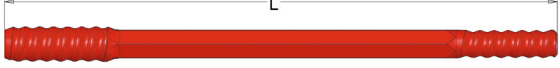

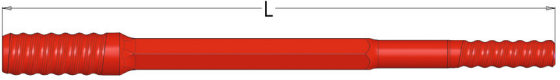
1) = Only for single rod drilling / Nur für das Bohren mit einer Stange geeignet / Uniquement propre au forage à l'aide d'un seul tige  
Solamente para perforación con una barra


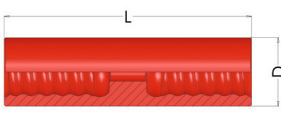
# Tunnelling and bolting drilling tools

Tunnel - Untertagebohrerüstung / Equipement de rallonge / Varillaje de extensión

## R25 (1")

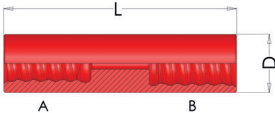
Bit Thread / Kronengewinde  
Filetage de Taillant / Broca roscada

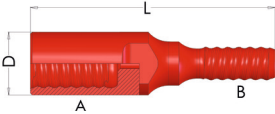
Extension rod Verlängerungsstange Tige allonges Barra de extensión	L		Part No. Artikel Nr. N° de réf. Cat. N°	
	[mm]	[ft in]		
R25 – Hex 25 – R25 / Flushing hole Ø 8.6 mm (Ø 11/32") 	610	2'	A47199	
	915	3'	A14943	
	1000	3' 3"	A14950	
	1220	4'	A14944	
	1500	4' 11"	A14952	
	1525	5'	A41565	
	1830	6'	A14946	
	2100	6' 10-5/8"	A14949	
	2435	8'	A14947	
	3050	10'	A14926	
	3660	12'	A41560	
	4305	14' 1-1/2"	A47086	
	R32 – Hex 25 – R25 / Flushing hole Ø 8.6 mm (Ø 11/32") 	610	2'	A11552
		1830	6'	A43803
2130		7'	A11165	
2475		8' 1-1/2"	A11166	
2600		8' 6"	A43643	
2795		9' 2"	A43873	
2895		9' 6"	A43602	
3090		10' 1-1/2"	A11167	
3700		12' 1-1/2"	A11553	
4005		13' 1-1/2"	A43644	
R32 – Hex 28 – R25 / Flushing hole Ø 8.8 mm (Ø 11/32") 	4305	14' 1-1/2"	A11554	
	2475	8' 1-1/2"	A47274	
	2600	8' 6"	A47074	
	2795	9' 2"	A47289	
	2850	9' 4"	A43735	
	3090	10' 1-1/2"	A47068	
	3700	12' 1-1/2"	A47069	
	4005	13' 1-1/2"	A47272	
R38 – Hex 28 – R25 / Flushing hole Ø 8.8 mm (Ø 11/32") 	4305	14' 1-1/2"	A47314	
	2000	6' 7"	A47266	
	3090	10' 1-1/2"	A43731	
	3700	12' 1-1/2"	A43776	
	4050	13' 3-1/2"	A43971	
	4305	14' 1-1/2"	A47313	


Coupling Muffe Manchon Acople	Thread Gewinde Filet Rosca	D		L		Part No. Artikel Nr. N° de réf. Cat. N°
		[mm]	[in]	[mm]	[in]	
	R25	33	1 5/16"	150	5 29/32"	A13330
	R25	35	1 3/8"	150	5 29/32"	A13332
	R32	42	1 21/32"	150	5 29/32"	A13309
	R32	44	1 23/32"	150	5 29/32"	A13308
	R38	55	2 5/32"	170	6 11/16"	A13302
Full bridge / Mittelsteg / Nervure centrale / Nervio central 	R25	35	1 3/8"	200	7 7/8"	A17233
	R32	44	1 23/32"	200	7 7/8"	A17234
	R38	55	2 5/32"	210	8 1/4"	A41687

## R25 (1")

Bit Thread / Kronengewinde  
Filetage de Taillant / Broca roscada

Coupling adapter / Full bridge Übergangsmuffe / Mittelsteg Manchon d'adaptation / Nervure centrale Acople adaptador / Nervio central	Thread / Gewinde Filet / Rosca		D		L		Part No. Artikel Nr. N° de réf. Cat. N°
	A	B	[mm]	[in]	[mm]	[in]	
	R22	R25	35	1 3/8"	165	6 1/2"	A48504
	R25	R28	39	1 17/32"	170	6 11/16"	A48505
	R25	R32	44	1 23/32"	200	7 7/8"	A17235
	R25	R38	55	2 5/32"	170	6 11/16"	A41690
	R25	T38	55	2 5/32"	170	6 11/16"	A41695

Bit adapter Übergangsstück Manchon d'adaptation Adaptador de broca	Thread Gewinde Filet Rosca		D		L		Part No. Artikel Nr. N° de réf. Cat. N°
	A	B	[mm]	[in]	[mm]	[in]	
	R25	R28	44	1 23/32"	185	7 9/32"	A11424
	R25	R32	44	1 23/32"	185	7 9/32"	A11425
	R28	R25	44	1 23/32"	185	7 9/32"	A48696
	R32	R25	44	1 23/32"	210	8 1/4"	A11428

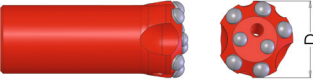
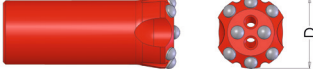
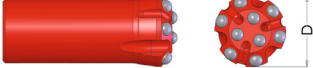
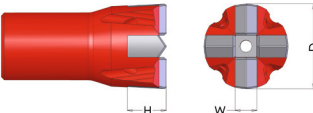
Shank rod Einsteckstange Tige d'emmanchement Barra con espiga	D		L		Part No. Artikel Nr. N° de réf. Cat. N°
	[mm]	[in]	[mm]	[in]	
	See page / Siehe Seiten voir page / ver página _____ 97				

# Tunnelling and bolting drilling tools

Tunnel - Untertagebohräusrüstung / Equipement de rallonge / Varillaje de extensión






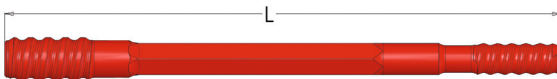
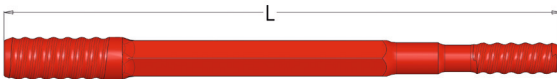
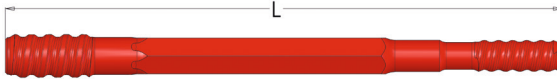
**R28 (1 1/8")**  
Bit Thread / Kronengewinde  
Filetage de Taillant / Broca roscada

Bit Bohrkrone Taillant Broca		Carbide dimension Hartmetallabmessung Dimension métal dur Dimension metal duro				D		Flushing hole Spüllöcher trou d'injection Agujeros de Lavado		Part No. Artikel Nr. N° de réf. Cat. N°	
		Carbide design	Gauge / Umfang diamètre / diámetro		Front / Stirnseite front / frente		[mm]	[in]	Front / Side		
			[No.]	[mm]	[No.]	[mm]					
Button bit / Stiftbohrkrone Taillant à boutons métal dur Broca de botones  	1)	HEM	5	8	2	7	36	1 13/32"	1	3	A44792
	1)	BAL	5	8	2	7	36	1 13/32"	1	1	A44990
	1)	HEM	5	8	2	8	38	1 1/2"	1	3	A44664
	1)	BAL	5	8	2	8	38	1 1/2"	1	3	A44633
	1)	BAL	5	9	2	7	38	1 1/2"	1	1	A44727
	1)	HEM	5	9	2	9	41	1 5/8"	1	1	A44628
	1)	BAL	5	9	2	9	41	1 5/8"	1	1	A44656
		HEM	5	9.5	2	8	43	1 11/16"	1	1	A44994
		BAL	5	9.5	2	8	43	1 11/16"	1	1	A44661
		HEM	5	10	2	9	45	1 3/4"	1	1	A44729
		BAL	5	10	2	9	45	1 3/4"	1	1	A44563
	B2	HEM	5	11	2	9	48	1 7/8"	1	1	A44887
		HEM	6	8	2	8	43	1 11/16"	2	0	A44807
		BAL	6	8	2	8	43	1 11/16"	2	0	A44713
		BAL	6	9	2	9	45	1 3/4"	2	0	A44826
B  	HEM	6	9	3	8	45	1 3/4"	3	1	A44564	
	BAL	6	9	3	8	45	1 3/4"	3	1	A44662	
	HEM	6	9	3	9	48	1 7/8"	3	1	A44683	
	BAL	6	9	3	9	48	1 7/8"	3	1	A44698	
	HEM	6	10	3	9.5	51	2"	3	1	A44753	
B3	BAL	6	10	3	9.5	51	2"	3	1	A44699	
		Width / Breite largeur / ancho W [mm]		Height / Höhe hauteur / alto H [mm]							
Cross design multi use / Kreuzschneide Mehrweg Taillant en croix reutilisable / Broca en cruz uso multiple  	1)	8		14		35	1 3/8"	1	4	A49696	
	1)	8		14		38	1 1/2"	1	4	A49604	
	1)	8		14		41	1 5/8"	1	4	A49605	
		8		14		45	1 3/4"	1	4	A49607	

1) = Only for single rod drilling / Nur für das Bohren mit einer Stange geeignet / Uniquement propre au forage à l'aide d'un seul tige  
Solamente para perforación con una barra

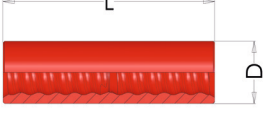
## R28 (1 1/8")

Bit Thread / Kronengewinde  
Filetage de Taillant / Broca roscada

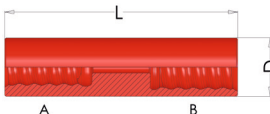
Extension rod Verlängerungsstange Tige allonges Barra de extensión	L		Part No. Artikel Nr. N° de réf. Cat. N°
	[mm]	[ft in]	
R28 – Hex 28 – R28 / Flushing hole Ø 8.8 mm (Ø 11/32") 	610	2'	A47235
	915	3'	A47236
	1220	4'	A47237
	1525	5'	A47156
	1830	6'	A47308
	2435	8'	A47261
	3050	10'	A47092
	3660	12'	A47295
	3700	12' 1-1/2"	A41541
	4005	13' 1-1/2"	A47259
R32 – Hex 28 – R28 / Flushing hole Ø 8.8 mm (Ø 11/32") 	1220	4'	A17473
	1525	5'	A43775
	2475	8' 1-1/2"	A47072
	2590	8' 6"	A43720
	2795	9' 2"	A47340
	3090	10' 1-1/2"	A41634
	3400	11' 2"	A47390
	3700	12' 1-1/2"	A41635
	4005	13' 1-1/2"	A41636
	4305	14' 1-1/2"	A41632
R38 – Hex 28 – R28 / Flushing hole Ø 8.8 mm (Ø 11/32") 	2475	8' 1-1/2"	A47341
	3090	10' 1-1/2"	A47176
	3700	12' 1-1/2"	A41637
	4305	14' 1-1/2"	A41633
T38 – Hex 28 – R28 / Flushing hole Ø 8.8 mm (Ø 11/32") 	2475	8' 1-1/2"	A41644
	3090	10' 1-1/2"	A41643
	3300	10' 10"	A41642
	3700	12' 1-1/2"	A41640
	4305	14' 1-1/2"	A41641
R38 – Hex 32 – R28 / Flushing hole Ø 9.6 mm (Ø 3/8") 	3090	10' 1-1/2"	A47175
	3700	12' 1-1/2"	A47145
	4005	13' 1-1/2"	A47302
	4305	14' 1-1/2"	A47146
	4915	16' 1-1/2"	A47231
	5525	18' 1-1/2"	A47331
T38 – Hex 32 – R28 / Flushing hole Ø 9.6 mm (Ø 3/8") 	2475	8' 1-1/2"	A47090
	3090	10' 1-1/2"	A47091
	3400	11' 2"	A43634
	3700	12' 1-1/2"	A47088
	4305	14' 1-1/2"	A43978
	4915	16' 1-1/2"	A43758
	5150	16' 10-3/4"	A47458
	5525	18' 1-1/2"	A43714

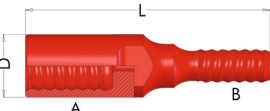
## R28 (1 1/8")

Bit Thread / Kronengewinde  
Filetage de Taillant / Broca roscada

Coupling Muffe Manchon Acople	Thread Gewinde Filet Rosca	D		L		Part No. Artikel Nr. N° de réf. Cat. N°
		[mm]	[in]	[mm]	[in]	
	R28	39	1 17/32"	150	5 29/32"	A41661
	R32	42	1 21/32"	150	5 29/32"	A13309
	R32	44	1 23/32"	150	5 29/32"	A13308
	R38	55	2 5/32"	170	6 11/16"	A13302
	T38	52	2 3/64"	190	7 1/2"	A41669
	T38	55	2 5/32"	190	7 1/2"	A14844

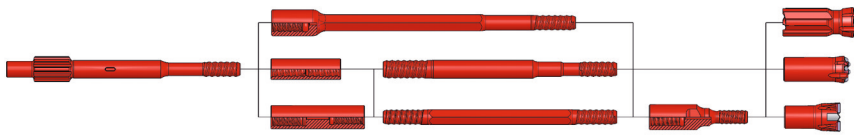
Full bridge / Mittelsteg / Nervure centrale Nervio central	Thread / Gewinde Filet / Rosca	D		L		Part No. Artikel Nr. N° de réf. Cat. N°		
		[mm]	[in]	[mm]	[in]			
		R28	39	1 17/32"	160		6 5/16"	A41659
		R32	44	1 23/32"	200		7 7/8"	A17234
R38	55	2 5/32"	210	8 1/4"	A41687			
T38	55	2 5/32"	205	8 1/16"	A41670			

Coupling adapter / Full bridge Übergangsmuffe / Mittelsteg Manchon d'adaptation / Nervure centrale Acople adaptador / Nervio central	Thread / Gewinde Filet / Rosca		D		L		Part No. Artikel Nr. N° de réf. Cat. N°
	A	B	[mm]	[in]	[mm]	[in]	
	R25	R28	39	1 17/32"	170	6 11/16"	A48505
	R28	R32	44	1 23/32"	170	6 11/16"	A48506
	R28	T38	55	2 5/32"	170	6 11/16"	A48517

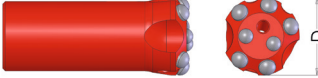
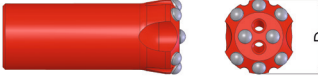
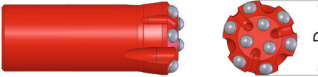
Bit adapter Übergangsstück Manchon d'adaptation Adaptador de broca	Thread / Gewinde Filet / Rosca		D		L		Part No. Artikel Nr. N° de réf. Cat. N°
	A	B	[mm]	[in]	[mm]	[in]	
	R25	R28	44	1 23/32"	185	7 9/32"	A11424
	R28	R25	44	1 23/32"	185	7 9/32"	A48696
	R28	R32	44	1 23/32"	185	7 9/32"	A11427

TUNNELING AND  
BOLTING TOOLS





**R32 (1 1/4")**  
Bit Thread / Kronengewinde  
Filetage de Taillant / Broca roscada

Bit Bohrkrone Taillant Broca	Carbide dimension Hartmetallabmessung Dimension métal dur Dimensión metal duro						D		Flushing hole Spüllöcher trou d'injection Agujeros de Lavado		Part No. Artikel Nr. N° de réf. Cat. N°	
	Carbide design	Gauge / Umfang diamètre / diámetro		Front / Stirnseite front / frente		[mm]	[in]	Front / Side				
		[No.]	[mm]	[No.]	[mm]							
Button bit / Stiftbohrkrone Taillant à boutons métal dur Broca de botones 	1)	HEM	5	9	2	9	41	1 5/8"	1	1	A44649	
	1)	BAL	5	9	2	9	41	1 5/8"	1	1	A44650	
	1)	HEM	5	9.5	2	8	43	1 11/16"	1	1	A44636	
	1)	CP	5	9.5	2	8	43	1 11/16"	1	1	A44267	
	1)	BAL	5	9.5	2	9	43	1 11/16"	1	1	A44648	
	1)	HEM	5	10	2	9	45	1 3/4"	1	1	A44652	
	1)	BAL	5	10	2	9	45	1 3/4"	1	1	A44651	
		HEM	5	11	2	9	48	1 7/8"	1	1	A44530	
		HEM	5	11	2	9	48	1 7/8"	1	2	A44529	
		BAL	5	11	2	9	48	1 7/8"	1	2	A44659	
		HEM	5	12.7	2	9.5	51	2"	1	1	A44757	
		BAL	5	11	2	10	51	2"	1	1	A44567	
	B2 	1)	HEM	6	8	2	8	41	1 5/8"	2	0	A44803
	1)	HEM	6	8	2	8	41	1 5/8"	2	1	A44346	
	1)	BAL	6	8	2	8	41	1 5/8"	2	1	A44347	
	1)	HEM	6	8	2	8	43	1 11/16"	2	0	A44716	
1)	BAL	6	8	2	8	43	1 11/16"	2	0	A44717		
1)	HEM	6	9	2	9	45	1 3/4"	2	0	A44740		
1)	BAL	6	9	2	9	45	1 3/4"	2	0	A44755		
	HEM	6	9.5	2	9.5	48	1 7/8"	2	0	A44718		
	BAL	6	9.5	2	9.5	48	1 7/8"	2	0	A44798		
	HEM	6	11	2	9	51	2"	2	0	A44453		
	BAL	6	11	2	9	51	2"	2	2	A44827		
B 	1)	HEM	6	9	3	7	43	1 11/16"	3	1	A44324	
1)	BAL	6	9	3	7	43	1 11/16"	3	1	A44325		
1)	HEM	6	9	3	8	45	1 3/4"	3	1	A44675		
1)	HEM	6	10	3	8	45	1 3/4"	3	1	A44726		
1)	CP	6	10	3	8	45	1 3/4"	3	1	A44273		
1)	BAL	6	9	3	8	45	1 3/4"	3	1	A44704		
1)	BAL	6	10	3	8	45	1 3/4"	3	1	A44728		
	HEM	6	9	3	9	48	1 7/8"	3	1	A44690		
	HEM	6	10	3	8	48	1 7/8"	3	1	A44694		
	CP	6	10	3	8	48	1 7/8"	3	1	A44265		
	BAL	6	9	3	9	48	1 7/8"	3	1	A44787		
	BAL	6	10	3	8	48	1 7/8"	3	1	A44322		
	HEM	6	10	3	9.5	51	2"	3	1	A44756		
	HEM	6	11	3	9	51	2"	3	1	A44712		
	CP	6	10	3	9.5	51	2"	3	1	A44323		
	BAL	6	10	3	9.5	51	2"	3	1	A44802		
	BAL	6	10	3	9.5	54	2 1/8"	3	1	A44197		
	HEM	6	10	3	10	57	2 1/4"	3	1	A44730		
	BAL	6	10	3	10	57	2 1/4"	3	1	A44791		
	HEM	6	11	3	11	64	2 1/2"	3	1	A44544		
B3		BAL	6	11	3	11	64	2 1/2"	3	1	A44570	

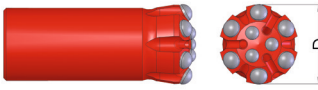
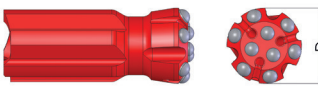
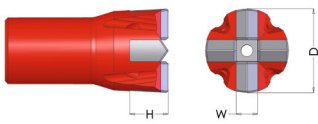
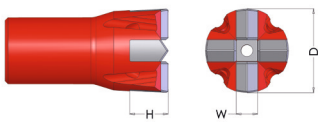
1) = Only for single rod drilling / Nur für das Bohren mit einer Stange geeignet / Uniquement propre au forage à l'aide d'un seul tige  
Solamente para perforación con una barra

# Tunnelling and bolting drilling tools

Tunnel - Untertagebohräusrüstung / Equipement de rallonge / Varillaje de extensión

## R32 (1 1/4")





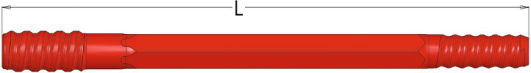
Bit Thread / Kronengewinde  
Filetage de Taillant / Broca roscada

Bit Bohrkrone Taillant Broca	Carbide dimension Hartmetallabmessung Dimension métal dur Dimension metal duro						D		Flushing hole Spüllöcher trou d'injection Agujeros de Lavado		Part No. Artikel Nr. N° de réf. Cat. N°	
	Carbide design	Gauge / Umfang diamètre / diámetro		Front / Stirnseite front / frente		[mm]	[in]	Front / Side	Front / Side			
		[No.]	[mm]	[No.]	[mm]							
Button bit / Stiftbohrkrone Taillant à boutons métal dur Broca de botones 	1)	HEM	6	10	3	8	43	1 11/16"	3	1	A44175	
	1)	CP	6	9	3	7	43	1 11/16"	3	1	A44218	
	1)	HEM	6	10	3	8	45	1 3/4"	3	1	A44247	
	1)	CP	6	10	3	8	45	1 3/4"	3	1	A44249	
	1)	BAL	6	10	3	8	45	1 3/4"	3	1	A44248	
		HEM	6	10	3	8	48	1 7/8"	3	1	A44230	
		CP	6	10	3	8	48	1 7/8"	3	1	A44219	
		BAL	6	10	3	8	48	1 7/8"	3	1	A44231	
	B6 		HEM	6	9	3	9	48	1 7/8"	3	1	A44540
			BAL	6	9	3	9	48	1 7/8"	3	1	A44542
		HEM	6	10	3	9.5	51	2"	3	1	A41174	
		BAL	6	10	3	9.5	51	2"	3	1	A44758	
		BAL	6	10	3	9.5	54	2 1/8"	3	1	A44216	
		HEM	6	10	3	10	57	2 1/4"	3	1	A41173	
Flat Face / Retrac 		BAL	6	10	3	10	57	2 1/4"	3	1	A44806	
			<b>Width / Breite largeur / ancho W [mm]</b>		<b>Height / Höhe hauteur / alto H [mm]</b>							
Cross design multi use / Kreuzschneide Mehrweg Taillant en croix reutilisable Broca en cruz uso multiple 	1)		9.5		19		41	1 5/8"	1	4	A49608	
	1)		9.5		19		43	1 11/16"	1	4	A49614	
	1)		11.5		19		45	1 3/4"	1	4	A49615	
	1)		9.5		19		48	1 7/8"	1	4	A49616	
			9.5		19		51	2"	1	4	A49617	
			9.5		19		57	2 1/4"	1	4	A49618	
			12.7		25		76	3"	1	4	A49670	

1) = Only for single rod drilling / Nur für das Bohren mit einer Stange geeignet / Uniquement propre au forage à l'aide d'un seul tige  
Solamente para perforación con una barra

## R32 (1 1/4")

Bit Thread / Kronengewinde  
Filetage de Taillant / Broca roscada





Tunnelling rod Tunnelstange Tige tunnels Barra de túnel	L		Part No. Artikel Nr. N° de réf. Cat. N°
	[mm]	[ft in]	
R32 – Hex 32 – R32 / Flushing hole Ø 9.6 mm (Ø 3/8") 	1500	4' 11"	A41598
	2350	7' 8-1/2"	A47421
	2475	8' 1-1/2"	A47089
	2795	8' 10"	A41585
	3090	10' 1-1/2"	A47100
	3400	11' 2"	A41579
	3700	12' 1-1/2"	A41646
	4005	13' 1-1/2"	A47218
	4305	14' 1-1/2"	A41622
	4915	16' 1-1/2"	A43905
	R38 – Hex 32 – R32 / Flushing hole Ø 9.6 mm (Ø 3/8") 	1570	5' 2"
1800		5' 11"	A43739
2200		7' 2-1/2"	A47202
2475		8' 1-1/2"	A47307
3090		10' 1-1/2"	A47058
3700		12' 1-1/2"	A47059
4005		13' 1-1/2"	A47154
4305		14' 1-1/2"	A47060
4610		15' 1-1/2"	A11142
4915		16' 1-1/2"	A47061
R38 – Hex 35 – R32 / Flushing hole Ø 9.5 mm (Ø 3/8") 	3090	10' 1-1/2"	A47198
	3700	12' 1-1/2"	A47165
	4005	13' 1-1/2"	A47288
	4305	14' 1-1/2"	A47148
	4915	16' 1-1/2"	A47149
	5525	18' 1-1/2"	A47179
R38 – Rd 39 – R32 / Flushing hole Ø 10.3 mm (Ø 37/64") 	1830	6'	A43657
	4305	14' 1-1/2"	A43750
	4915	16' 1-1/2"	A43764
T38 – Hex 32 – R32 / Flushing hole Ø 9.6 mm (Ø 3/8") 	2475	8' 1-1/2"	A43765
	2600	8' 6"	A47319
	3090	10' 1-1/2"	A11383
	3400	11' 2"	A43871
	3700	12' 1-1/2"	A11384
	4005	13' 1-1/2"	A47306
	4305	14' 1-1/2"	A11386
	4915	16' 1-1/2"	A11388
	5525	18' 1-1/2"	A47177

## Tunnelling and bolting drilling tools

Tunnel - Untertagebohrerüstung / Equipement de rallonge / Varillaje de extensión

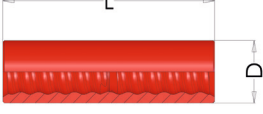
### R32 (1 1/4")

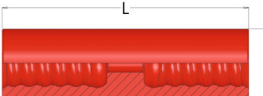
Bit Thread / Kronengewinde  
Filetage de Taillant / Broca roscada

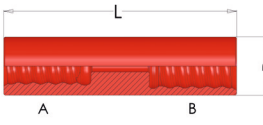
Tunnelling rod Tunnelstange Tige tunnels Barra de túnel	L		Part No. Artikel Nr. N° de réf. Cat. N°		
	[mm]	[ft in]			
T38 – Hex 35 – R32 / Flushing hole Ø 9.5 mm (Ø 3/8") 	2475	8' 1-1/2"	A43612		
	3090	10' 1-1/2"	A43743		
	3700	12' 1-1/2"	A47161		
	4305	14' 1-1/2"	A47150		
	4460	14' 7-1/2"	A43746		
	4915	16' 1-1/2"	A47151		
	5525	18' 1-1/2"	A47204		
	6140	20' 1-1/2"	A47209		
	6400	21'	A43627		
	T38 – Rd 39 – R32 / Flushing hole Ø 14.5 mm (Ø 37/64") 	4305	14' 1-1/2"	A43987	
4915		16' 1-1/2"	A43604		
5525		18' 1-1/2"	A43605		
6140		20' 1-1/2"	A43635		
6400		21'	A43631		
MF-Rod R38F – H35 – R32 / Flushing hole Ø 9.5 mm (Ø 3/8") 	56	2 7/32"	3700	12' 1-1/2"	A47467
	56	2 7/32"	4915	16' 1-1/2"	A47466
MF-Rod T38F – H35 – R32 / Flushing hole Ø 9.5 mm (Ø 3/8") 	56	2 7/32"	3090	10' 1-1/2"	A47332
	56	2 7/32"	3700	12' 1-1/2"	A47297
	56	2 7/32"	4305	14' 1-1/2"	A47300
	56	2 7/32"	4915	16' 1-1/2"	A47301
	56	2 7/32"	5525	18' 1-1/2"	A47246
	56	2 7/32"	6140	20' 1-1/2"	A47380

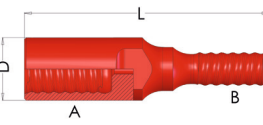
## R32 (1 1/4")


Bit Thread / Kronengewinde  
Filetage de Taillant / Broca roscada

Coupling Muffe Manchon Acople	Thread Gewinde Filet Rosca	D		L		Part No. Artikel Nr. N° de réf. Cat. N°
		[mm]	[in]	[mm]	[in]	
	R32	42	1 21/32"	150	5 29/32"	A13309
	R32	44	1 23/32"	150	5 29/32"	A13308
	R38	55	2 5/32"	170	6 11/16"	A13302
	T38	52	2 3/64"	190	7 1/2"	A41669
	T38	55	2 5/32"	190	7 1/2"	A14844

Full bridge / Mittelsteg / Nervure centrale / Nervio central	Thread Gewinde Filet Rosca	D		L		Part No. Artikel Nr. N° de réf. Cat. N°
		[mm]	[in]	[mm]	[in]	
		R32	44	1 23/32"	200	
	R38	55	2 5/32"	210	8 1/4"	A41687
	T38	55	2 5/32"	205	8 1/16"	A41670

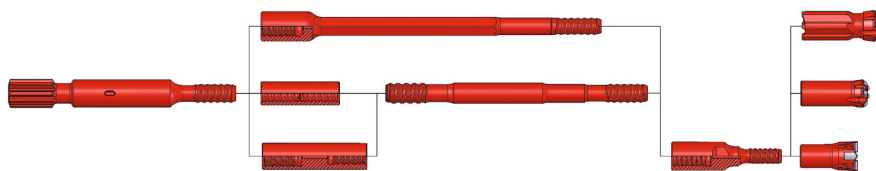
Coupling adapter / Full bridge Übergangsmuffe / Mittelsteg Manchon d'adaptation / Nervure centrale Acople adaptador / Nervio central	Thread Gewinde Filet Rosca	D		L		Part No. Artikel Nr. N° de réf. Cat. N°	
		A	B	[mm]	[in]		[mm]
	R25	R32	44	1 23/32"	200	7 7/8"	A17235
	R28	R32	44	1 23/32"	170	6 11/16"	A48506
	R32	T35	49	1 29/32"	170	6 11/16"	A48516
	R32	R38	55	2 5/32"	205	8 1/16"	A17236
	R32	T38	55	2 5/32"	205	8 1/16"	A41675
	R32	T45	63	2 15/32"	215	8 15/32"	A41680

Bit adapter Übergangsstück Manchon d'adaptation Adaptador de broca	Thread Gewinde Filet Rosca	D		L		Part No. Artikel Nr. N° de réf. Cat. N°	
		A	B	[mm]	[in]		[mm]
	R25	R32	44	1 23/32"	185	7 9/32"	A11425
	R28	R32	44	1 23/32"	185	7 9/32"	A11427
	R32	R25	44	1 23/32"	210	8 1/4"	A11428
	R32	T32	44	1 23/32"	270	10 5/8"	A48534
	R32	R38	44	1 23/32"	270	10 5/8"	A11426
	R32	T38	44	1 23/32"	270	10 5/8"	A48585
	R32	T45	44	1 23/32"	360	14 3/16"	A41694
	R35	R32	55	2 5/32"	280	11 1/32"	A48708
	R38	R32	55	2 5/32"	280	11 1/32"	A48645
	T38	R32	55	2 5/32"	280	11 1/32"	A48586

Shank rod Einsteckstange Tige d'emmanchement Barra con espiga	D		L		Part No. Artikel Nr. N° de réf. Cat. N°
	[mm]	[in]	[mm]	[in]	
					See page / Siehe Seiten voir page / ver página _____ 97

# Tunnelling and bolting drilling tools

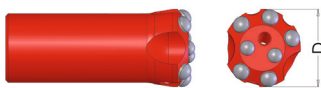
Tunnel - Untertagebohrerüstung / Equipement de rallonge / Varillaje de extensión



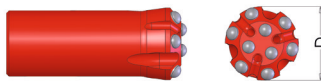
## R35 (1 3/8")

Bit Thread / Kronengewinde  
Filetage de Taillant / Broca roscada

Bit Bohrkrone Taillant Broca	Carbide dimension Hartmetallabmessung Dimension métal dur Dimension metal duro				D		Flushing hole Spüllöcher trou d'injection Agujeros de Lavado		Part No. Artikel Nr. N° de réf. Cat. N°	
	Carbide design	Gauge / Umfang diamètre / diámetro		Front / Stirnseite front / frente		[mm]	[in]	Front / Side		
		[No.]	[mm]	[No.]	[mm]					
Button bit / Stiftbohrkrone Taillant à boutons métal dur Broca de botones	HEM	5	11	2	9	48	1 7/8"	1	2	A44454
	BAL	5	11	2	9	48	1 7/8"	1	1	A44123
	HEM	5	12.7	2	9.5	51	2"	1	2	A44455
	BAL	5	12.7	2	9.5	51	2"	1	2	A44268

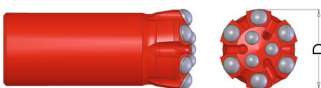


### B2



BAL	6	9.5	3	8	45	1 3/4"	3	1	A44151
HEM	6	9	3	9	48	1 7/8"	3	1	A44833
BAL	6	9	3	9	48	1 7/8"	3	1	A44911
BAL	6	10	3	9	48	1 7/8"	3	1	A44381
HEM	6	10	3	9.5	51	2"	3	1	A44834
BAL	6	10	3	9.5	51	2"	3	1	A44913

### B3






BAL	6	10	3	10	57	2 1/4"	3	1	A44479
BAL	6	10	3	8	45	1 3/4"	3	1	A44159
HEM	6	10	3	8	48	1 7/8"	3	1	A44171
CP	6	10	3	8	48	1 7/8"	3	1	A44240

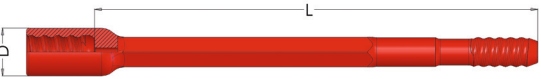
### B6

Tunnelling rod Tunnelstange Tige tunnels Barra de túnel	L		Part No. Artikel Nr. N° de réf. Cat. N°
	[mm]	[ft in]	
R38 – Hex 35 – R35 / Flushing hole Ø 9.5 mm (Ø 3/8")	3700	12' 1-1/2"	A43883
	4305	14' 1-1/2"	A43854
	4915	16' 1-1/2"	A43855
	5530	18' 1-1/2"	A43816

## R35 (1 3/8")

Bit Thread / Kronengewinde  
Filetage de Taillant / Broca roscada

Tunnelling rod Tunnelstange Tige tunnels Barra de túnel	L		Part No. Artikel Nr. N° de réf. Cat. N°
	[mm]	[ft in]	
R38 – Rd 39 – R35 / Flushing hole Ø 14.5 mm (Ø 37/64") 	4305	14' 1-1/2"	A43919
	4915	16' 1-1/2"	A43681
	5525	18' 1-1/2"	A43682
T38 – Hex 35 – R35 / Flushing hole Ø 9.5 mm (Ø 3/8") 	3050	10'	A43951
	3700	12' 1-1/2"	A43941
	4305	14' 1-1/2"	A43856
	4915	16' 1-1/2"	A43857
	5525	18' 1-1/2"	A43721
	6140	20' 1-1/2"	A43633
	6400	21'	A43601
T38 – Rd 39 – R35 / Flushing hole Ø 14.5 mm (Ø 37/64") 	4305	14' 1-1/2"	A43763
	4915	16' 1-1/2"	A43920
	5525	18' 1-1/2"	A43761
	6140	20' 1-1/2"	A43737
	6400	21'	A43785


	D		L		Part No. Artikel Nr. N° de réf. Cat. N°
	[mm]	[in]	[mm]	[ft in]	
MF-rod T38F – Hex 35 – R35 / Flushing hole Ø 9.5 mm (Ø 3/8") 	56	2 7/32"	3700	12' 1-1/2"	A43848
	56	2 7/32"	4310	14' 1-1/2"	A43849
	56	2 7/32"	4915	16' 1-1/2"	A43852
	56	2 7/32"	5525	18' 1-1/2"	A43853
	56	2 7/32"	6140	20' 1-1/2"	A43866

## Tunnelling and bolting drilling tools

Tunnel - Untertagebohräusrüstung / Equipement de rallonge / Varillaje de extensión

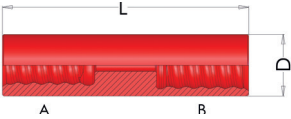
### R35 (1 3/8")


Bit Thread / Kronengewinde  
Filetage de Taillant / Broca roscada

Coupling Muffe Manchon Acople	Thread Gewinde Filet Rosca	D		L		Part No. Artikel Nr. N° de réf. Cat. N°
		[mm]	[in]	[mm]	[in]	
	R38	55	2 5/32"	170	6 11/16"	A13302
	T38	52	2 3/64"	190	7 1/2"	A41669
	T38	55	2 5/32"	190	7 1/2"	A14844
Full bridge / Mittelsteg / Nervure centrale Nervio central	R38	55	2 5/32"	210	8 1/4"	A41687
	T38	55	2 5/32"	205	8 1/16"	A41670

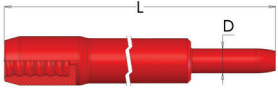


## Bolting couplings / Ankersezmuffen

Coupling Muffe Manchon Acople	Thread Gewinde Filet Rosca		D		L		Part No. Artikel Nr. N° de réf. Cat. N°
	A	B	[mm]	[in]	[mm]	[in]	
Full bridge / Mittelsteg Nervure centrale / Nervio central 	R32	R32	44	1 23/32"	200	7 7/8"	A17234
	R32	R38	55	2 5/32"	205	8 1/16"	A17236
	R32	T38	55	2 5/32"	205	8 1/16"	A41675
	R32	T45	63	2 15/32"	215	8 15/32"	A41680
	R32	R51	72	2 13/16"	235	9 1/4"	A48549
	R38	R38	55	2 5/32"	210	8 1/4"	A41687
	R38	T38	55	2 5/32"	205	8 1/16"	A41655
	R38	T45	63	2 15/32"	215	8 15/32"	A41667
	R38	R51	72	2 13/16"	235	9 1/4"	A48514
	R51	T38	72	2 13/16"	235	9 1/4"	A48507
	R51	T45	72	2 13/16"	235	9 1/4"	A48513
	R51	T51	72	2 13/16"	225	8 7/8"	A48523

Coupling Muffe Manchon Acople	Thread Gewinde Filet Rosca	Inside diameter Innendurch- messer	D		L		Part No. Artikel Nr. N° de réf. Cat. N°
			A	B	[mm]	[in]	
	R32	Ø40	55	2 5/32"	300	11 13/16"	A17565
	R38	Ø40	55	2 5/32"	300	11 13/16"	A17611
	R38	Ø50	66	2 19/32"	170	6 11/16"	A17331
	T38	Ø42	55	2 5/32"	175	6 7/8"	A17609
	T38	Ø42	63	2 15/32"	300	11 13/16"	A17824

## Split Set drivers / Ankerseztadapler

Coupling adapter Übergangsmuffe Manchon d'adaptation Acople adaptador	Thread Gewinde Filet Rosca	Split Set	D		L		Part No. Artikel Nr. N° de réf. Cat. N°
			[mm]	[in]	[mm]	[in]	
	R32	33	26	1 1/32"	210	8 1/4"	A17350
	R38	33	26	1 1/32"	210	8 1/4"	A17351
	R32	39	30	1 3/16"	400	1' 4"	A17959
	R38	39	33	1 5/16"	175	6 7/8"	A17972
	R38	39	34	1 11/32"	490	1' 7-1/4"	A17860
	R38	39	30	1 3/16"	690	2' 3-1/8"	A17869
	T38	39	33	1 5/16"	175	6 7/8"	A17957
	T38	46	30	1 3/16"	690	2' 3-1/8"	A17870
	R32	46	35	1 3/8"	900	2' 11-1/2"	A17962
	R38	46	38	1 1/2"	900	2' 11-1/2"	A17883
	T38	46	37	1 29/64"	490	1' 7-1/4"	A17845





**Contents**

Inhaltsverzeichnis / Sommaire / Indice

**Page**

Seite / Page / Página

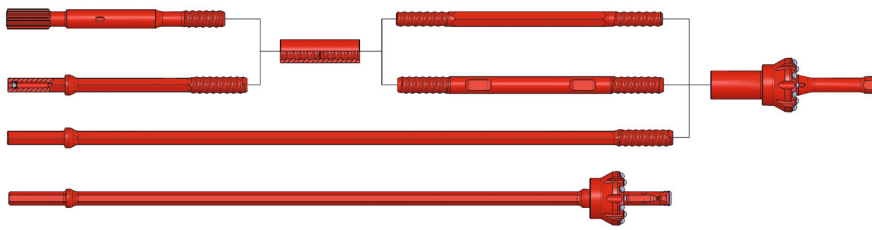
6° .....	91
12° .....	92-93
Reaming Bits .....	94


REAMING TOOLS

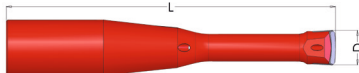
## Reaming tools

Erweiterungsbohrer / Equipement pour alésage / Varillaje de ensanchadoras


**6°**  
Taper / Konus  
Cône / Cono



Reaming bit Erweiterungsbohrkrone Taillant aléseur Broca ensanchadora	Carbide dimension Hartmetallabmessung Dimension métal dur Dimension metal duro				D		Part No. Artikel Nr. N° de réf. Cat. N°
	Gauge / Umfang diamètre / diámetro		Front / Stirnseite front / frente		[mm]	[in]	
	[No.]	[mm]	[No.]	[mm]			
	8	9.5	4	8	64	2 1/2"	A43030
	6	11	3	11	76	3"	A43031
	8	12.7	4	11	89	3 1/2"	A43014

Pilot adapter Führungsstück Adaptateur pilote Adaptador piloto	Thread / Gewinde Filet / Rosca	L		D		Flushing hole Spüllöcher Front / Side		Part No. Artikel Nr. N° de réf. Cat. N°
		[mm]	[in]	[mm]	[in]			
	R25	300	11 13/16"	28	1 3/32"	1	1	A43089
	R28	300	11 13/16"	28	1 3/32"	1	1	A43085
	R32	300	11 13/16"	28	1 3/32"	1	1	A43083

	Thread Gewinde Filet Rosca	Carbide dimension Hartmetallabmessung Dimension métal dur Dimension metal duro				L		D		Flushing hole Spüllöcher d'injection Agujeros de Lavado Front / Side		Part No. Artikel Nr. N° de réf. Cat. N°
		Gauge / Umfang diamètre / diámetro		Front / Stirnseite front / frente		[mm]	[in]	[mm]	[in]			
		[No.]	[mm]	[No.]	[mm]							
	R25	4	7	0	0	267	10 1/2"	26	1 1/32"	0	2	A43070
	R28	4	7	0	0	267	10 1/2"	26	1 1/32"	0	2	A43071
	R32	4	7	0	0	267	10 1/2"	26	1 1/32"	0	2	A43072

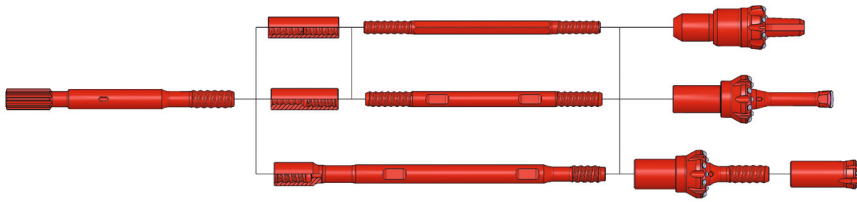


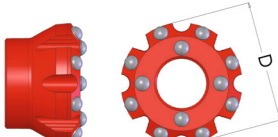
Pilot rod Pilotstange Allonge pilote Barra piloto	L		D		Part No. Artikel Nr. N° de réf. Cat. N°
	[mm]	[ft in]	[mm]	[in]	
Shank H 22 x 108 mm (7/8" x 4 1/4") Einsteckende / Emmanchement / Culata	400	1' 4"	27	1 1/16"	A47287
	800	2' 7"	27	1 1/16"	A47205
	1200	3' 11"	27	1 1/16"	A43703
	1600	5' 3"	27	1 1/16"	A47105
	1800	5' 11"	27	1 1/16"	A47225
	2000	6' 7"	27	1 1/16"	A47169
	2400	7' 10"	27	1 1/16"	A47116
	3000	9' 10"	27	1 1/16"	A47227
	3300	10' 10"	27	1 1/16"	A47106


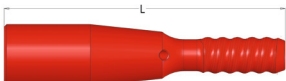
## Reaming tools


Erweiterungsbohrersristung / Equipement pour alsage / Varillaje de ensanchadoras

**12°**  
Taper / Konus  
Cne / Cono



Reaming bit Erweiterungsbohrkrone Taillant alseur Broca ensanchadora	Carbide dimension Hartmetallabmessung Dimension mtal dur Dimension metal duro				D		Part No. Artikel Nr. N de rf. Cat. N
	Gauge / Umfang diamtre / dimetro		Front / Stirnseite front / frente		[mm]	[in]	
	[No.]	[mm]	[No.]	[mm]			
	8	9.5	4	8	76	3"	A43010
	8	12.7	4	9.5	89	3 1/2"	A43011
	8	12.7	4	12.7	102	4"	A43012
	8	14	4	14	115	4 1/2"	A43017
	8	14	8	12.7	127	5"	A43013

Pilot adapter Fhrungsstck Adaptateur pilote Adaptador piloto	Thread Gewinde Filet Rosca	L		D		Flushing hole Spllcher trou d'injection Agujeros de Lavado		Part No. Artikel Nr. N de rf. Cat. N
		[mm]	[in]	[mm]	[in]	Front / Side		
	R32	255	10 1/32"	40	1 9/16"	1	1	A43082
	R35	255	10 1/32"	40	1 9/16"	1	1	A43099
	T38	265	10 13/32"	40	1 9/16"	1	1	A43092
	R32 / R32	242	9 1/2"					A43084
	R35 / R35	242	9 1/2"					A43093
	T38 / R32	260	10 7/32"					A43097

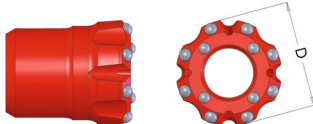
	Thread Gewinde Filet Rosca	Carbide dimension Hartmetallabmessung Dimension mtal dur Dimension metal duro				L		D		Flushing hole Spllcher trou d'injection Agujeros de Lavado		Part No. Artikel Nr. N de rf. Cat. N
		Gauge / Umfang diamtre / dimetro		Front / Stirnseite front / frente		[mm]	[in]	[mm]	[in]	Front / Side		
		[No.]	[mm]	[No.]	[mm]							
	R32	4	9.5	2	8	240	9 7/16"	41	1 5/8"	1	1	A43073
	T38	4	9.5	2	8	240	9 7/16"	41	1 5/8"	1	1	A43074

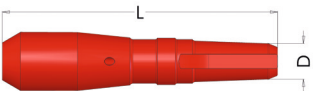
Bit Bohrkrone Taillant Broca	Thread Gewinde Filet Rosca	Part No. Artikel Nr. N de rf. Cat. N
	R32 R35	

See page / Siehe Seiten  
voir page / ver pgina \_\_\_\_\_ 29, 30, 31, 79, 80, 84

12°

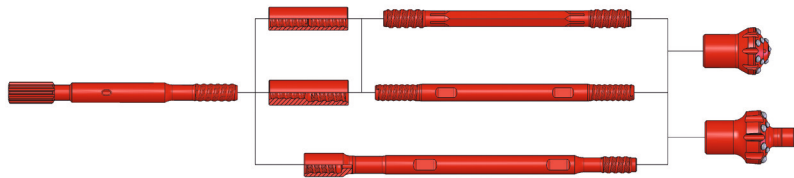
Taper / Konus  
Cône / Cono

(Locking thread T12)	Carbide dimension Hartmetallabmessung Dimension métal dur Dimension metal duro				D		Flushing hole Spüllöcher trou d'injection Agujeros de Lavado		Part No. Artikel Nr. N° de réf. Cat. N°
	Gauge / Umfang diamètre / diámetro		Front / Stirnseite front / frente		[mm]	[in]	Front / Side		
	[No.]	[mm]	[No.]	[mm]					
	8	12.7	4	11	102	4"	4	0	A43000
	8	12.7	4	11	115	4 1/2"	4	0	A43002
	8	12.7	4	11	127	5"	4	0	A43001

(Locking thread T12)	Thread / Gewinde Filet / Rosca	L		D		Part No. Artikel Nr. N° de réf. Cat. N°
		[mm]	[in]	[mm]	[in]	
	R32	304	12"	47	1 7/8"	A43075
	R38	304	12"	47	1 7/8"	A43076
	T38	304	12"	47	1 7/8"	A43078
	T45	304	12"	47	1 7/8"	A43079

## Reaming tools

Erweiterungsbohrerüstung / Equipement pour alésage / Varillaje de ensanchadoras



## Reaming Bits

Erweiterungsbohrkrone  
Taillant aléseur / Broca ensanchadora

Reaming bit Erweiterungsbohrkrone Taillant aléseur Broca ensanchadora	Thread Gewinde Filet Rosca	Carbide dimension Hartmetallabmessung Dimension métal dur Dimension metal duro				D		d		Flushing hole Spüllöcher trou d'injection Agujeros de Lavado		Part No. Artikel Nr. N° de réf. Cat. N°
		Gauge / Umfang diamètre / diámetro		Front / Stirnseite front / frente		[mm]	[in]	[mm]	[in]	Front / Side		
		[No.]	[mm]	[No.]	[mm]							
	R32	8	14	4 / 3	11 / 11	102	4"	41	1 5/8"	2	0	A43067
	T38	8	14	7 / 4 / 2	11 / 11 / 9.5	102	4"	51	2"	2	0	A43043
	T38	8	14	4 / 6	12.7 / 12.7	127	5"	67	2 5/8"	2	0	A43044
	T45	8	14	4 / 6	12.7 / 12.7	127	5"	64	2 1/2"	2	0	A43059
	T45	8	14	4 / 6	12.7 / 12.7	127	5"	73	2 7/8"	2	0	A43045
	T38	8	16	6 / 6	14 / 14	152	6"	102	4"	2	0	A43046
	T45	8	16	6 / 4 / 2	14 / 16 / 12.7	152	6"	64	2 1/2"	2	0	A43060
	ST58	8	16	4 / 6	14 / 16	152	6"	89	3 1/2"	2	0	A43047
	R38	10	16	6 / 4 / 2	14 / 14 / 12.7	178	7"	76	3"	2	0	A43048
	T38	10	16	8 / 16	16 / 14	203	8"	152	6"	2	0	A43049
	ST58	12	14	20 / 4	14 / 14	225	8 7/8"	127	5"	4	0	A43061
	R32	8	11	7	9.5	76	3"	29	1 5/32"	3	1	A43040
	R32	8	12.7	6 / 1	11 / 9.5	89	3 1/2"	29	1 5/32"	3	2	A43041
	R32	8	12.7	6 / 1	12.7 / 9.5	102	4"	29	1 5/32"	3	2	A43042
	R35	8	12.7	6 / 1	12.7 / 9.5	102	4"	29	1 5/32"	3	2	A43052
	T38	8	12.7	6 / 1	12.7 / 9.5	102	4"	29	1 5/32"	3	2	A43064
	R32	8	14	10 / 1	12.7 / 11	115	4 1/2"	29	1 5/32"	4	1	A43050
	T38	8	14	10 / 1	12.7 / 11	115	4 1/2"	29	1 5/32"	4	1	A43065
	R32	8	14	10 / 1	12.7 / 11	127	5"	29	1 5/32"	4	1	A43051
	T38	8	14	10 / 1	12.7 / 11	127	5"	29	1 5/32"	4	1	A43066

Note: other sizes available upon request





**Contents**

Inhaltsverzeichnis / Sommaire / Indice

**Page**

Seite / Page / Página






Shank rod Hex 22 (7/8" x 108 (4 1/4" ).....	97
Einsteckstange Hex 22 (7/8" x 108 (4 1/4" )	
Emmanchement Hex 22 (7/8" x 108 (4 1/4" )	
Barra con espiga Hex 22 (7/8" x 108 (4 1/4" )	
 Shank rod Hex 25 (1" x 108 (4 1/4" ).....	 97
Einsteckstange Hex 25 (1" x 108 (4 1/4" )	
Emmanchement Hex 25 (1" x 108 (4 1/4" )	
Barra con espiga Hex 25 (1" x 108 (4 1/4" )	
 Shank rod Hex 25 (1" x 159 (6 1/4" ).....	 97
Einsteckstange Hex 25 (1" x 159 (6 1/4" )	
Emmanchement Hex 25 (1" x 159 (6 1/4" )	
Barra con espiga Hex 25 (1" x 159 (6 1/4" )	

SHANK RODS

## Shank rods

Einsteckstangen / Tigues d'emmanchement / Barras Zancos

---

Shank rods Einsteckstange Tiges d'emmanchement Barras Zancos	Tube Spülrohr Trou d'injection Tubo Ø [mm]	Thread Gewinde Filet Rosca	L		Part No. Artikel Nr. N° de réf. Cat. N°
			[mm]	[ft in]	
Hex 22 x 108 mm (7/8" x 4 1/4") 		R22	255	10"	A47152
		R25	255	10"	A43949
		R25	610	2'	A43863
		R25	800	2' 7"	A43801
		R25	1600	5' 3"	A47112
		R25	2440	8'	A47158
Seal / Dichtung / Joint / Empaquetadura	5				A11039
Hex 22 x 108 mm (7/8" x 4 1/4") 		R22	255	10"	A47155
		R22	1000	3' 3"	A43702
		R22	1800	5' 11"	A47114
		R25	255	10"	A14929
		R25	610	2'	A47076
		R25	800	2' 7"	A47143
		R25	915	3'	A43825
		R25	1000	3' 3"	A14930
		R25	1220	4'	A43826
		R25	1830	6'	A43827
		R25	2400	7' 10"	A47147
		R25	3050	10'	A47203
		R25	3200	10' 6"	A47354
		R25	3660	12'	A47232
		R25	4265	14'	A14953
		R32	255	10"	A43782
		R32	610	2'	A47097
		R32	1220	4'	A47098
		R32	1830	6'	A47099
Hex 25 x 108 mm (1" x 4 1/4") 		R25	255	10"	A14173
		R25	610	2'	A47187
Seal / Dichtung / Joint / Empaquetadura	8				A14121
Hex 25 x 108 mm (1" x 4 1/4") 		R25	255	10"	A14175
		R25	610	2'	A43829
		R25	915	3'	A43830
		R25	1220	4'	A43831
		R25	1525	5'	A43832
		R25	1830	6'	A43833
		R25	2440	8'	A43835
		R25	3050	10'	A43837
		R25	3660	12'	A43880
		R32	255	10"	A43683
		R32	610	2'	A43933
		R32	915	3'	A43935
		R32	1220	4'	A43936
		R32	1525	5'	A43917
		R32	1830	6'	A43937
		R32	2440	8'	A43938
		R32	3050	10'	A43939
		R32	3660	12'	A47119
	Hex 25 x 159 mm (1" x 6 1/4") 		R25	255	10"
		R32	255	10"	A47026
Seal / Dichtung / Joint / Empaquetadura	8				A14121





**Contents**

Inhaltsverzeichnis / Sommaire / Indice

**Page**

Seite / Page / Página

Boart.....	103, 113
Böhler.....	103
Doofor.....	103 - 104, 123
Epiroc.....	105 - 110
Eurodrill.....	110
Everdigm.....	110 - 111
Furukawa.....	105, 110 - 113
Gardner Denver - Caterpillar.....	105, 113 - 114
Ingersoll Rand.....	105, 113 - 115, 125
John Henry.....	115
Joy.....	105, 116
Jun Jin.....	111 - 112
Klemm.....	116
Krupp.....	115 - 116
Montabert.....	105, 117 - 120
Morath.....	120
Sandvik.....	113, 116, 121 - 125
Secoma.....	105, 125
SIG.....	121
Soosan.....	110 - 111

SHANK ADAPTERS

# Shank adapters

Einsteckenden / Emmanchements / Zancos

Drifter Bohrhammer Marteau perforateur Martillo perforador	Illustration Bild Illustration Ilustración	Page Seite Page Página
<b>BOART</b>		
HD 125, HE 125, HD 150, HE 150	1.01	103
SECAN S 36 IR	8.01	113
<b>BÖHLER</b>		
HS 448	2.01	103
<b>CASAGRANDE</b>		
C6	3.01	103
<b>DOOFOR</b>		
DF 415, 425, 430S	4.01	103
DF 528, 530L, 530S, 538L, 538S	4.02 – 4.03	104
DF 540L <i>FEMALE</i>	4.04	104
DF 540L	4.05	104
DF 540L, 550, 560L BLT	4.06	104
DF 545, 550	4.07	104
DF 545HD, 560L	4.08	104
DF 600 S, 700 S	16.15	123
DF 800HD	4.09	104
<b>EPIROC</b>		
BBC 42, 43, 44, 45, 100	5.01	105
BBC 51, 52, 54, 120	5.02	105
BBE 56U2, 57, 5701	5.03	105
COP 1028	5.04	105
COP 1036, 1038, 1238	5.05 – 5.08	105-106
COP 1132, RR11 <i>MALE &amp; FEMALE</i>	5.09 – 5.11	106
COP 1140, 1435, SC14, RR14	5.12	106
COP 1240, 1640, 1840, 1850, 2550, SC16, SC19, SC25HF and + versions	5.13 – 5.14	107
COP 1240EX, 1640EX, 1840EX, 1850EX, 2150EX, 2550EX, SC19X, SC25X-HF	5.15 – 5.16	107
COP 1432, 1440, 1532, 1550, 1638, 1838, 2238 and + versions	5.17 – 5.18	107
COP 1432, 1532 <i>FEMALE</i>	5.19	107
COP 1440, 1550, 1838	5.20	107
COP 1440, 1550, 1838 <i>FEMALE</i>	5.21 – 5.22	108
COP 1838 MUX / HUX	5.23	108
COP 2160, 2560	5.24	108
COP 2160EX, 2560EX	5.25	108
COP 2550UX, 2550UX+	5.26	108
COP 2560EX, 2560EX+, SC25-HE	5.27	108
COP 3038	5.28 – 5.29	109
COP 3038 ME	5.30	109
COP 3060 MEX	5.31	109
COP 4050 MUX	5.32	109
COP MD20	5.33	109
COP RD14S, RD18S, RD22S	5.34	110
<b>EURODRILL</b>		
HD 1002 <i>FEMALE</i>	6.01	110
HD 2002, 2004 <i>FEMALE</i>	6.02	110
<b>EVERDIGM</b>		
ED 100	7.02	110
ED 150	7.08	111

Drifter Bohrhammer Marteau perforateur Martillo perforador	Illustration Bild Illustration Ilustración	Page Seite Page Página
<b>FURUKAWA</b>		
HD 200, M 120	8.01	113
HD 260	5.03	105
HD 300	7.01	110
HD 500	7.02	110
HD 609	7.03 – 7.04	111
HD 612	7.05	111
HD 612 QED	7.06	111
HD 615	7.07	111
HD 709	7.08	111
HD 709 QED	7.09	112
HD 712	7.10	112
HD 712 QED	7.11	112
HD 715	7.12	112
HD 715 QED	7.13	112
HD 822 QED, 826 QED	7.14	112
HD 836	7.15	112
HD 836 QED	7.16	112
PD 200R	7.17	112
PD 200	8.01	113
<b>GARDNER DENVER - CATERPILLAR</b>		
93	5.01	105
PR 123	8.01	113
HPR 1	8.02	113
HPR 1 H	8.03	113
HPR 4519	8.04	113
HPR 5123	8.05	113
HPR 2 H / HPR 5128	8.06	113
HPR 6030	8.07	114
<b>INGERSOLL-RAND</b>		
350	5.01	105
EVL 130, VL 140	9.02	114
HYDRASTAR 200 <i>FEMALE</i>	17.01	125
URD 475A, 550, VL 120, VL 140, F16	8.01	113
YD 90 M	9.01	114
YH 60	5.03	105
YH 65, YH 70, YH 80	9.03	114
YH 65 RP, YH 70 RP, YH 80 RP	9.04	114
YH 80 A	9.05	114
YH 95 RP, YH 100 RP	9.06	115
YH 110 V, YH 135	9.07	115
<b>JOHN HENRY</b>		
HB 101, HB 102	10.01	115
<b>JOY</b>		
400 RR	5.01	105
VCR 260, 360	11.01 – 11.02	116
VCR 361	11.03	116
<b>JUN JIN</b>		
JET 7	7.04	111
JET 8	7.08	111
JET 9	7.10	112
JET 11	7.12	112
<b>KLEMM</b>		
4026, 4053	12.01	116
<b>KRUPP</b>		
HB 5A	13.01 – 13.02	116
HB 101	10.01	115

Drifter Bohrhammer Marteau perforateur Martillo perforador	Illustration Bild Illustration Ilustración	Page Seite Page Página	Drifter Bohrhammer Marteau perforateur Martillo perforador	Illustration Bild Illustration Ilustración	Page Seite Page Página
<b>MONTABERT</b>			<b>SANDVIK</b>		
H 40, 50, 60, 70 (Leyner)	5.02	105	HLX 1, RD 106	16.02	121
H 100	5.03	105	HLX 5, HLX 5 T, HFX 5 T, 10 Splines	16.09 – 16.10	122
HC 20 MALE & FEMALE	14.01 – 14.03	117	HLX 5 PE-45, 8 Splines	16.11 – 16.12	122
HC 25 MALE & FEMALE	14.04 – 14.06	117	RD 308, RD 314, RD 414 HLX 3 (F)	16.25	124
HC 28 MALE & FEMALE	14.07 – 14.08	117	RD 308, RD 314, RD 414 HLX 3 (M)	16.26	124
HC 40, HC 50 MALE & FEMALE	14.09 – 14.11	118	RD 520, RD 525, 10 Splines	16.27	125
HC 80, HC 90, HC 105, HC 108, HC 109, HC 120	14.12	118	RD 520, RD 525 PE-45, 8 Splines	16.28	125
HC 80, HC 108, HC 109, HC 120, HC 150	14.13	119	RD 900, RD 900 PE, RD 900 PE/RP	16.29	125
HC 80 RP, HC 105 RP, HC 107 RP, HC 108 RP, HC 109 RP	14.14	119	RD 1635 CF	16.18	123
HC 95, HC 95 SA	14.15	119	RD 1635 CF-80	16.30	125
HC 95 R, HC 95 LM, HC 95 LQw	14.16 – 14.17	119	TAM 750	8.01	113
HC 110 CA / CS	14.18	119	<b>SECOMA</b>		
HC 110 MT	14.19	119	HYDRASTAR 200, 300, 350, X2	5.05	105
HC 112 LH	14.20	120	HYDRASTAR 200 FEMALE	17.01	125
HC 120 RP, HC 150 RP, HC 155 RP, HC 158 RP	14.21	120	<b>SIG</b>		
HC 160, HC 170	14.22	120	HBM 100 (4 Spline)	16.01	121
HC 200 A	14.23	120	<b>SOOSAN</b>		
LC 50 (R)	5.01	105	ED 100	7.02	110
TA 35	5.01	105	SP3 G, TD 45	7.04	111
<b>MORATH</b>			SP6, TD 51	7.05	111
HBL 21 FEMALE	15.01	120	<b>TOKYO RIUKI</b>		
HBL 70 / 110 FEMALE	15.02	120	HD 200, H 120	8.01	113
<b>SANDVIK</b>			HD 260	5.03	105
HL 300	16.03	121	<b>YAMAMOTO</b>		
HL 300 S FEMALE	16.04	121	YH 70	9.03	114
HL 500-38, 510-38, 538 BL, 550 S	16.05	121			
HL 500-45, 510-45	16.06	121			
HL 500 S-38, 510 S-38, 510 B, 510 LH	16.07	121			
HL 510 S-45, 550 SUPER M92, 560 SUPER	16.08	122			
HL 600-45	16.13	122			
HL 650-45, 700-45, 700 T-45, 710-45	16.14	122			
800 T-45, 810 T-45					
HL 650-52, 700-52, 700 PE-52, 700 S-52, 710-52, 710 PE-52, 710 S-52, 710 SPE-52, 800 T-52, 800 PE-52, 810 T-52, HF 810 T-52	16.15	123			
HL 844	11.02	116			
HL 1000-52, 1000 S-52, 1010-52, 1010 S-52	16.16	123			
HL 1000-60, 1010-60	16.17	123			
HL 1000 PE-65, 1500 T / PE-65, 1560 T / PE-65, 1010 PE-65 1060 T / PE-65, 1560, 1560 PE	16.18	123			
HL 1000 T-80, 1010 T-80	16.19	123			
HL 1500-60, 1500 T-60	16.20	123			
HL 1500-80, 1560 T-80, 1060 T-80, HF 1560, Shoulder drive	16.21 – 16.22	124			
HL 1500 T / PE-90, 1500 ST / PE-90, 1560 T / PE-90, 1560 ST / PE-90, Shoulder drive	16.23 – 16.24	124			
HLR 438 L, HLR 438 T	16.01	121			
HLR 438 LS	16.05	121			

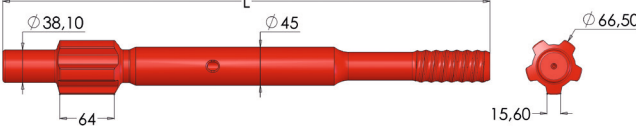
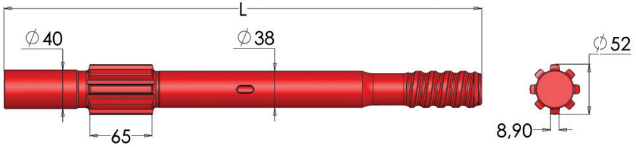
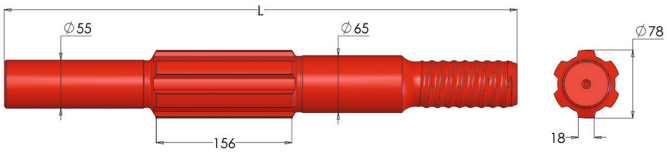
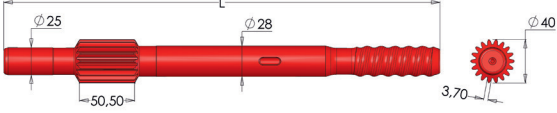

## Shank adapters

Einsteckenden / Emmanchements / Zancos

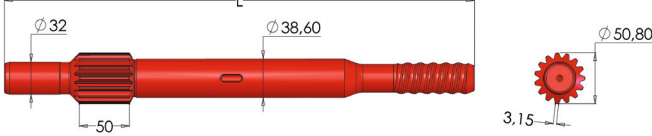
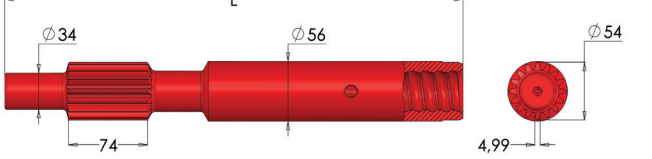
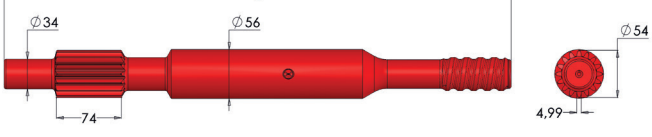
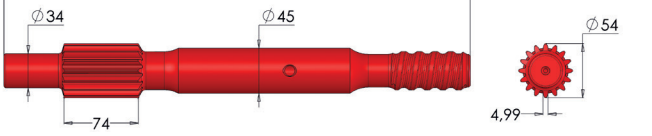
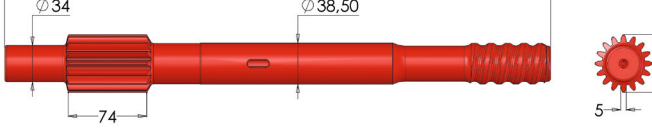
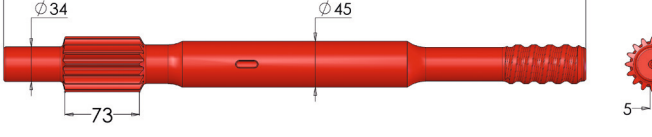

---



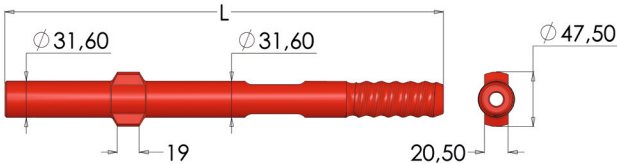



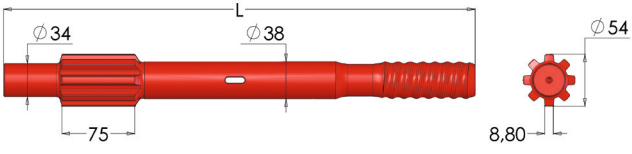
## BOART / BÖHLER / CASAGRANDE / DOOFOR

Drifter Bohrhammer Marteau perforateur Martillo perforador	Illustration Bild Illustration Ilustración	Tube Spülrohr Trou d'injection Tubo Ø [mm]	Thread Gewinde Filet Rosca	Length Länge Longueur Largo [mm]	Part No. Artikel Nr. N° de réf. Cat. N°
<b>BOART</b> HD 125, HE 125, HD 150, HE 150		1.01	R32	495	A41818
			R38	495	A41796
			T38	495	A41803
<b>BÖHLER</b> HS 448		2.01	R32	500	A47871
			R38	500	A47872
			T38	500	A47873
<b>CASAGRANDE</b> C6		3.01	*A55 RE	590	A47994
			*R55 LI	590	A47993
			*A64 RE	590	A47823
			*R64 LI	590	A47822
			*C64 LI	590	A47991
			*C64 RE	590	A47992
A 55 / R 55 = H 55 A 64 / R 64 = H 64					
RE = Right hand thread / Rechtsgewinde LI = left hand thread / Linksgewinde					
<b>DOOFOR</b> DF 415, DF 425, DF 430S		4.01	R25	400	A41978
			R28	400	A41966
<b>DOOFOR</b> DF 528, DF 530L, DF 530S, DF 538L, DF 538S		4.02	R32	425	A41922


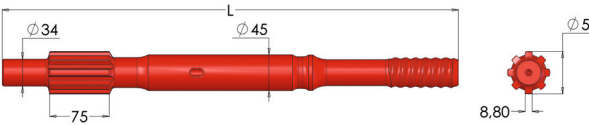
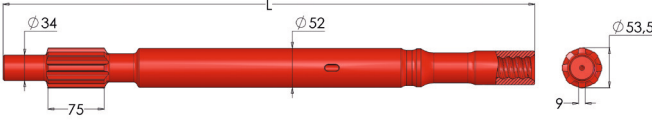
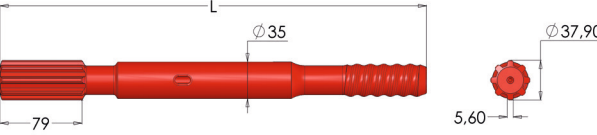

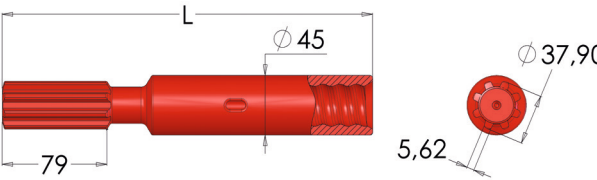
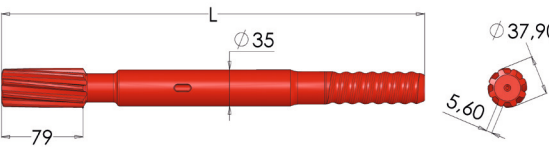
## DOOFOR

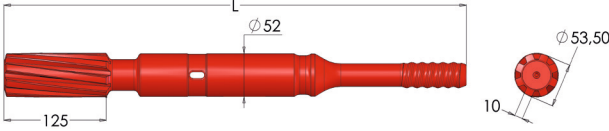
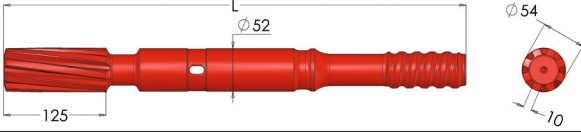
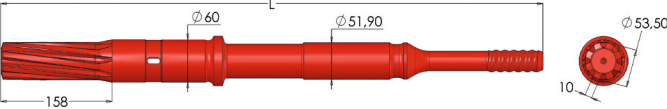
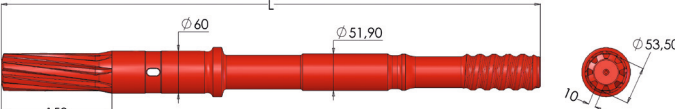

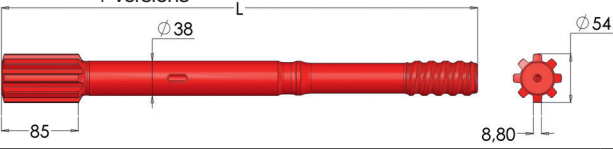
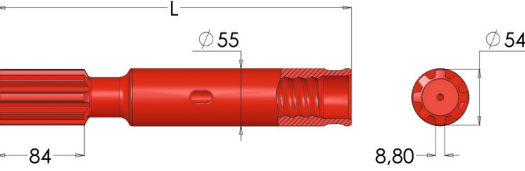

Drifter Bohrhammer Marteau perforateur Martillo perforador	Illustration Bild Illustration Ilustración	Tube Spülrohr Trou d'injection Tubo Ø [mm]	Thread Gewinde Filet Rosca	Length Länge Longueur Largo [mm]	Part No. Artikel Nr. N° de réf. Cat. N°
<b>DOOFOR</b> DF 528, DF 530L, DF 530S, DF 538L, DF 538S		<b>4.03</b>	R32	470	A48145
<b>DOOFOR</b> DF 540L <i>FEMALE</i>		<b>4.04</b>	R32 R38 T38 TI40	430	A48190 A48191 A48202 A48200
<b>DOOFOR</b> DF 540L		<b>4.05</b>	R32 R38 T38 TI40 R51	580	A48222 A48198 A48193 A48199 A48194
<b>DOOFOR</b> DF 540L, 550, 560L BLT		<b>4.06</b>	R32 T38	465	A48153 A48147
<b>DOOFOR</b> DF 545, DF 550		<b>4.07</b>	T38	515	A41914
<b>DOOFOR</b> DF 545HD, DF 560L		<b>4.08</b>	R32 T38 T45	515	A48167 A48134 A41937
<b>DOOFOR</b> DF 800HD		<b>4.09</b>	T45 T51	560	A48176 A48177

EPIROC

Drifter Bohrhammer Marteau perforateur Martillo perforador	Illustration Bild Illustration Ilustración	Tube Spülrohr Trou d'injection Tubo Ø [mm]	Thread Gewinde Filet Rosca	Length Länge Longueur Largo [mm]	Part No. Artikel Nr. N° de réf. Cat. N°
<b>EPIROC</b> BBC 42, 43, 44, 45, 100		10	R25	380	A13394
<b>GARDNER DENVER</b> 93 / <b>INGERSOLL-RAND</b> 350		10	R32	380	A13397
<b>ISO</b> 1719 / <b>JOY</b> 400 RR / <b>MONTABERT</b> TA 35, LC 50 (R)					
Seal / Dichtung / Joint / Empaquetadura		10			A14107
<b>EPIROC</b> BBC 51, 52, 54, 120		10	R32	380	A11090
<b>MONTABERT</b> H 40, 50, 60, 70 (Leyner)		10	R38	390	A47800
		10	T38	390	A41789
Seal / Dichtung / Joint / Empaquetadura		10			A14107
<b>EPIROC</b> BBE 56U2, 57, 5701		14	T38	537	A11484
<b>FURUKAWA</b> HD 260 / <b>INGERSOLL-RAND</b> YH 60		14	T45	550	A11335
<b>MONTABERT</b> H 100 / <b>TOKYO RIUKI</b> HD 260					
Seal / Dichtung / Joint / Empaquetadura		14			A13354
<b>EPIROC</b> COP 1028			R28	400	A41801
				R32	400
<b>EPIROC</b> COP 1036, 1038, 1238			R32	485	A47971
<b>SECOMA</b> HYDRASTAR 200, 300, 350, X2			R38	485	A47815
			T38	485	A11085
			R32	500	A41764
			R38	500	A41779
			T38	500	A47827

## EPIROC


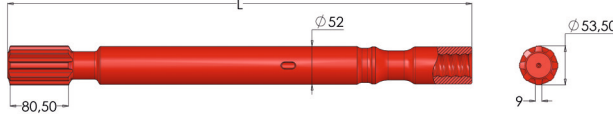
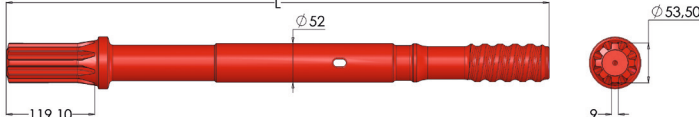

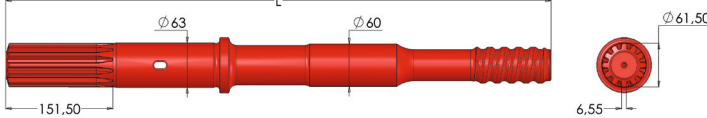
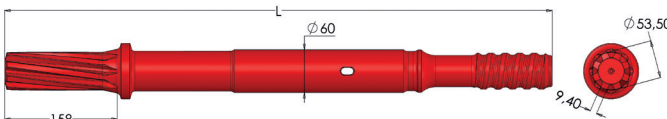
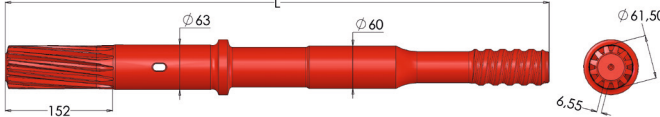
Drifter Bohrhammer Marteau perforateur Martillo perforador	Illustration Bild Illustration Ilustración	Tube Spülrohr Trou d'injection Tubo Ø [mm]	Thread Gewinde Filet Rosca	Length Länge Longueur Largo [mm]	Part No. Artikel Nr. N° de réf. Cat. N°
<b>EPIROC</b> COP 1036, 1038, 1238		5.06	R32	575	A41781
			T38	575	A41782
<b>EPIROC</b> COP 1036, 1038, 1238		5.07	R32	575	A48946
			R38	575	A47852
			T38	575	A47982
			T45	575	A47892
<b>EPIROC</b> COP 1036, 1038, 1238 <i>FEMALE</i> SDA = Self-Drilling Anchor IRIA = Integrated Rotary Injection Adapter		5.08	R32	710	A48088
			R38	710	A48087
			T130	710	A48099
For bolting purposes only					
<b>EPIROC</b> COP 1132, RR11		5.09	R28	410	A48061
			R32	410	A41882
			T35	410	A48149
<b>EPIROC</b> COP 1132, RR11		5.10	R32	500	A41949
			T35	500	A48150
<b>EPIROC</b> COP 1132, RR11 <i>FEMALE</i>		5.11	R32	280	A41862
<b>EPIROC</b> COP 1140, 1435, SC14, RR14		5.12	R32	410	A48066
			R32	500	A48067

Drifter Bohrhammer Marteau perforateur Martillo perforador	Illustration Bild Illustration Ilustración	Tube Spülrohr Trou d'injection Tubo Ø [mm]	Thread Gewinde Filet Rosca	Length Länge Longueur Largo [mm]	Part No. Artikel Nr. N° de réf. Cat. N°
<b>EPIROC</b> COP 1240, 1640, SC16, SC19, SC25HF		5.13	R32	565	A48000
			T35	565	A48034
			T38	565	A48001
<b>EPIROC</b> COP 1240, 1640, 1840, 1850, 2150, 2550 and + versions		5.14	T45	565	A48864
			XT45	565	A48035
			T51	565	A48849
			XT51	565	A48036
<b>EPIROC</b> COP 1240EX, 1640EX, SC19X, SC25X-HF		5.15	R32	770	A48002
			T38	770	A48003
<b>EPIROC</b> COP 1240EX, 1640EX, 1840EX, 1850EX, 2150EX, 2550EX, SC19X, SC25X-HF		5.16	T45	770	A48865
			T51	770	A48866
			XT51	770	A48031
<b>EPIROC</b> COP 1432, 1440, 1532, 1550, 1638, 1838, 2238 and + versions		5.17	R32	435	A47899
			R38	435	A47879
			T38	435	A47894
<b>EPIROC</b> COP 1432, 1440, 1532, 1550, 1638, 1838, 2238 and + versions		5.18	R32	525	A47886
			R38	525	A48897
			T35	525	A48028
			T38	525	A48943
<b>EPIROC</b> COP 1432, 1532 FEMALE		5.19	R32	340	A48889
			R38	340	A48898
<b>EPIROC</b> COP 1440, 1550, 1838		5.20	R32	525	A48940
			T35	525	A41951
			T38	525	A48846
			T45	525	A47916
			T51	525	A47917

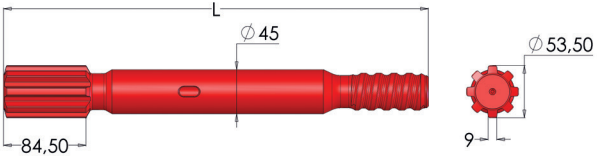
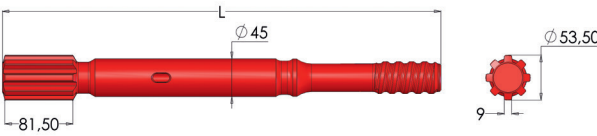
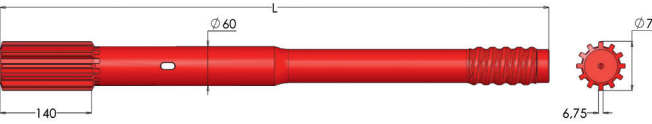
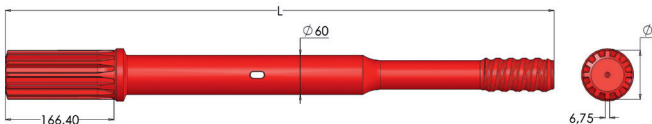
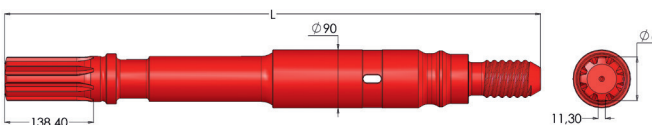
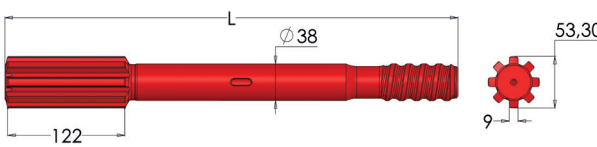
# Shank adapters

Einsteckenden / Emmanchements / Zancos

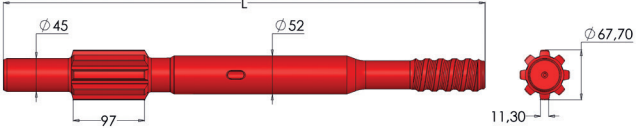
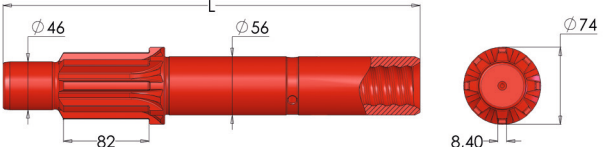
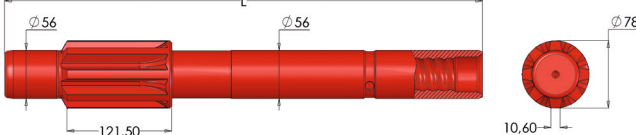


## EPIROC

Drifter Bohrhammer Marteau perforateur Martillo perforador	Illustration Bild Illustration Ilustración	Tube Spülrohr Trou d'injection Tubo Ø [mm]	Thread Gewinde Filet Rosca	Length Länge Longueur Largo [mm]	Part No. Artikel Nr. N° de réf. Cat. N°
<b>EPIROC</b> COP 1440, 1550, 1838 <i>FEMALE</i> SDA = Self-Drilling Anchor			R32	640	A41889
For bolting purposes only					
<b>EPIROC</b> COP 1440, 1550, 1838 <i>FEMALE</i> SDA = Self-Drilling Anchor IRIA = Integrated Rotary Injection Adapter			R32	640	A41918
			R38	650	A41917
For bolting purposes only					
<b>EPIROC</b> COP 1838MUX / HUX and + versions			T38	730	A48038
			T45	730	A48037
			XT45	730	A48096
			T51	730	A48039
<b>EPIROC</b> COP 2160, 2560			T38	770	A41989
			T45	770	A41873
			T51	770	A41874
<b>EPIROC</b> COP 2160EX, 2560EX			T45	770	A41883
			T51	770	A41884
			XT51	770	A48032
			GT60	770	A48012
<b>EPIROC</b> COP 2550UX, 2550UX+			T45	770	A48165
			T51	770	A48161
<b>EPIROC</b> COP 2560EX, 2560EX+, SC25-HE			T45	770	A48089
			T51	770	A48091
			XT51	770	A48092
			T-Wiz60	770	A48094

# EPIROC

Drifter Bohrhammer Marteau perforateur Martillo perforador	Illustration Bild Illustration Ilustración	Tube Spülrohr Trou d'injection Tubo Ø [mm]	Thread Gewinde Filet Rosca	Length Länge Longueur Largo [mm]	Part No. Artikel Nr. N° de réf. Cat. N°
<b>EPIROC COP 3038</b>		5.28	R38	435	A48049
			T38	435	A48050
			T45	450	A48048
<b>EPIROC COP 3038</b>		5.29	R32	525	A48051
			T38	525	A48052
<b>EPIROC COP 3038 ME</b>		5.30	T51	840	A48117
			GT60	840	A48173
			T-WiZ60	840	A48151
<b>EPIROC COP 3060 MEX</b>		5.31	T51	840	A48071
			GT60	840	A48174
			T-WiZ60	840	A48142
<b>EPIROC COP 4050 MUX</b>		5.32	ST58	835	A48016
			ST68	835	A48018
<b>EPIROC COP MD20</b>		5.33	R38	470	A48140
			T38	470	A48131
			R38	560	A48252
			T38	560	A48207

## EPIROC / EURODRILL / FURUKAWA

Drifter Bohrhammer Marteau perforateur Martillo perforador	Illustration Bild Illustration Ilustración	Tube Spülrohr Trou d'injection Tubo Ø [mm]	Thread Gewinde Filet Rosca	Length Länge Longueur Largo [mm]	Part No. Artikel Nr. N° de réf. Cat. N°	
<b>EPIROC</b> RD14S, RD18S, RD22S		5.34	T38	655	A48219	
			T45	655	A48189	
			T51	655	A48164	
<b>EURODRILL</b> HD 1002 <i>FEMALE</i>		6.01	R32	410	A48119	
			R38	430	A48120	
			T130	380	A41733	
			T140	400	A41734	
<b>EURODRILL</b> HD 2002, 2004 <i>FEMALE</i>		6.02	R32	555	A48121	
			R38	555	A48122	
<b>FURUKAWA</b> HD 300		7.01	16	R38	655	A41765
			16	T38	655	A41827
			16	T45	655	A41828
Seal / Dichtung / Joint / Empaquetadura			16		A13355	
<b>FURUKAWA</b> HD 500 <b>EVERDIGM</b> ED 100 <b>SOOSAN</b> ED 100		7.02	16	T38	635	A48033
			16	T45	635	A41905
			16	T51	635	A48974
Seal / Dichtung / Joint / Empaquetadura			16		A13355	



FURUKAWA

Drifter Bohrhammer Marteau perforateur Martillo perforador	Illustration Bild Illustration Ilustración	Tube Spülrohr Trou d'injection Tubo Ø [mm]	Thread Gewinde Filet Rosca	Length Länge Longueur Largo [mm]	Part No. Artikel Nr. N° de réf. Cat. N°
<b>FURUKAWA HD 609</b>		7.03	R38	620	A41860
			T38	620	A41829
			T45	620	A41830
<b>FURUKAWA HD 609</b> <b>JUN JIN JET 7</b> <b>SOOSAN SP3G, TD 45</b>		7.04	T38	690	A41853
			T45	690	A41854
<b>FURUKAWA HD 612</b> <b>SOOSAN SP 6, TD 51</b>		7.05	T45	670	A41844
			T51	670	A41851
<b>FURUKAWA HD 612 QED</b>		7.06	T45	845	A41841
			T51	845	A41831
<b>FURUKAWA HD 615</b>		7.07	T51	700	A41842
			T51	880	A48942
<b>FURUKAWA HD 709</b> <b>EVERDIGM ED 150</b> <b>JUN JIN JET 8</b>		7.08	T38	620	A41898
			T45	620	A41897





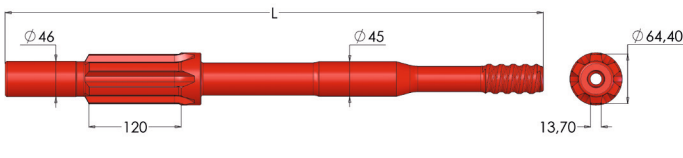
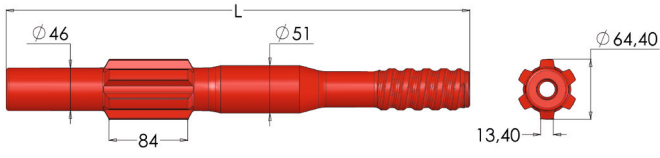
## FURUKAWA

Drifter Bohrhammer Marteau perforateur Martillo perforador	Illustration Bild Illustration Ilustración	Tube Spülrohr Trou d'injection Tubo Ø [mm]	Thread Gewinde Filet Rosca	Length Länge Longueur Largo [mm]	Part No. Artikel Nr. N° de réf. Cat. N°	
<b>FURUKAWA HD 709 QED</b>		7.09	T38	785	A41943	
			T45	785	A41955	
			T45	815	A41931	
<b>FURUKAWA HD 712 JUN JIN JET 9</b>		7.10	T45	590	A41858	
			T51	590	A41859	
			T45	790	A41876	
			XT45	790	A48105	
<b>FURUKAWA HD 712 QED</b>		7.11	T45	885	A41913	
			T51	885	A41912	
			XT51	885	A48044	
<b>FURUKAWA HD 715 JUN JIN JET 11</b>		7.12	T51	790	A41865	
			XT51	790	A48074	
<b>FURUKAWA HD 715 QED</b>		7.13	T51	885	A41932	
			XT51	885	A48041	
<b>FURUKAWA HD 822 QED, HD 826 QED</b>		7.14	T51	885	A48065	
			XT51	885	A48068	
<b>FURUKAWA HD 836</b>		7.15	GT60	793	A48169	
<b>FURUKAWA HD 836 QED</b>		7.16	GT60	900	A48179	
<b>FURUKAWA PD 200R</b>		7.17	14	T38	484	A47940
			14	T45	484	A41834
Seal / Dichtung / Joint / Empaquetadura			14		A13354	

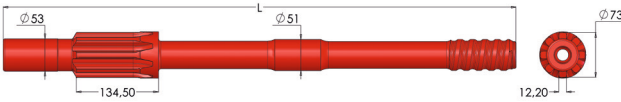
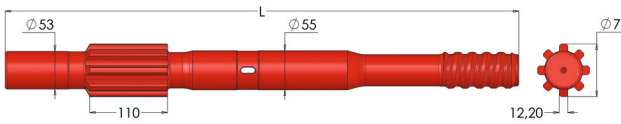
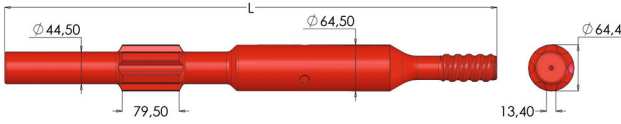
## GARDNER DENVER - CATERPILLAR

Drifter Bohrhammer Marteau perforateur Martillo perforador	Illustration Bild Illustration Ilustración	Tube Spülrohr Trou d'injection Tubo Ø [mm]	Thread Gewinde Filet Rosca	Length Länge Longueur Largo [mm]	Part No. Artikel Nr. N° de réf. Cat. N°	
<b>GARDNER DENVER PR 123 - CATERPILLAR</b>		14	R32	380	A41760	
<b>BOART SECAN S 36 IR</b>		14	R38	380	A11337	
<b>FURUKAWA HD 200, M 120, PD 200</b>		14	T38	380	A41761	
<b>INGERSOLL-RAND URD 475 A, 550, VL 120, VL 140, F16</b>		14	T45	380	A41759	
<b>SANDVIK TAM 750</b>		14	R32	446	A11341	
<b>TOKYO RIUKI HD 200, H 120 / TOYO PR 220</b>		14	R38	446	A11338	
		14	T38	446	A11339	
		16	T45	446	A11331	
		14			A13354	
		16			A13355	
<b>GARDNER DENVER HPR 1 - CATERPILLAR</b>				T38	620	A47850
				T45	620	A47860
<b>GARDNER DENVER HPR 1 H - CATERPILLAR</b>				R38	725	A47922
				T38	725	A47953
			T45	725	A47923	
<b>GARDNER DENVER HPR 4519 - CATERPILLAR</b>			T38	770	A41861	
			T45	770	A41866	
<b>GARDNER DENVER HPR 5123 - CATERPILLAR</b>			T45	770	A48996	
			T51	770	A48991	
<b>GARDNER DENVER HPR 2 H, HPR 5128 - CATERPILLAR</b>			T45	915	A48863	
			T51	915	A47924	

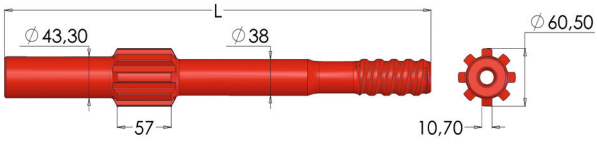
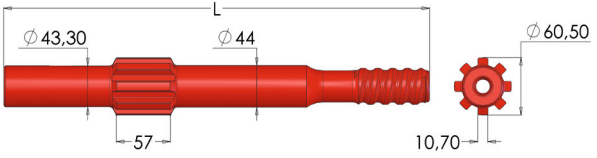
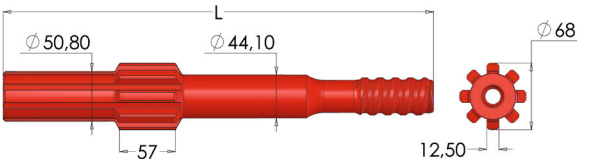
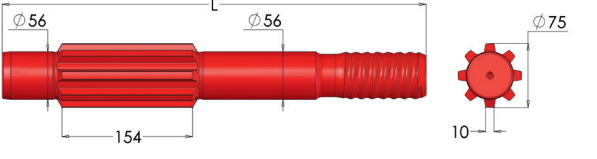
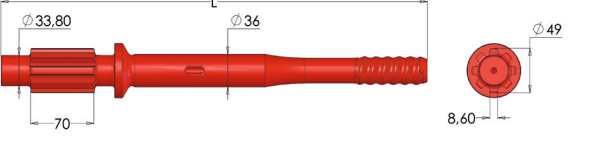

**GARDNER DENVER - CATERPILLAR / INGERSOLL-RAND**

Drifter Bohrhammer Marteau perforateur Martillo perforador	Illustration Bild Illustration Ilustración	Tube Spülrohr Trou d'injection Tubo Ø [mm]	Thread Gewinde Filet Rosca	Length Länge Longueur Largo [mm]	Part No. Artikel Nr. N° de réf. Cat. N°
<b>GARDNER DENVER HPR 6030 - CATERPILLAR</b>		8.07	T51	1041	A41900
			ST58	1041	A41901
			GT60	1041	A48072
<b>INGERSOLL-RAND YD 90 M</b> <b>MITSUI TR 200 / TOKYO RIUKI YD 90 M</b>		9.01	10	330	A47837
			10	330	A48830
			10	330	A47863
Seal / Dichtung / Joint / Empaquetadura		10			A14107
<b>INGERSOLL-RAND EVL 130, VL 140</b>		9.02	14	349	A41849
			14	349	A48880
			14	381	A48881
			14	381	A48882
		Seal / Dichtung / Joint / Empaquetadura		14	
<b>INGERSOLL-RAND YH 65, YH 70, YH 80</b> <b>YAMAMOTO YH 70</b>		9.03	19	495	A47943
			19	495	A47954
Seal / Dichtung / Joint / Empaquetadura		19			A14163
<b>INGERSOLL-RAND YH 65 RP, YH 70 RP, YH 80 RP</b>		9.04	19	700	A48809
			19	700	A48810
Seal / Dichtung / Joint / Empaquetadura		19			A14163
<b>INGERSOLL-RAND YH 80 A</b>		9.05	19	495	A48925
			19	495	A48922
Seal / Dichtung / Joint / Empaquetadura		19			A14163

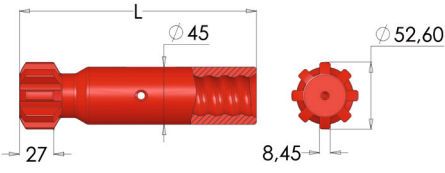
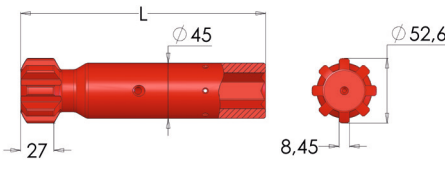
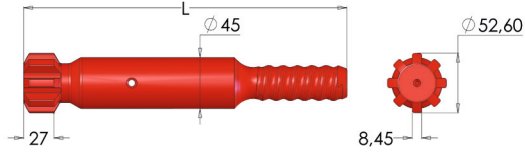
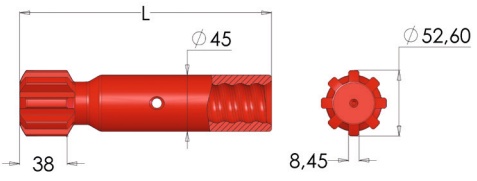
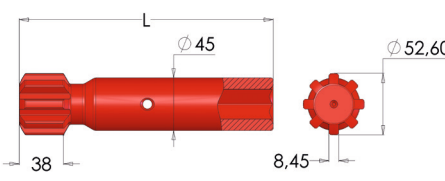
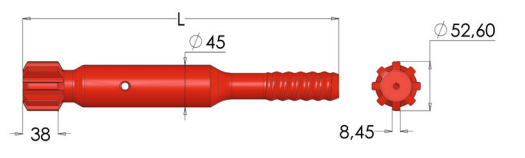
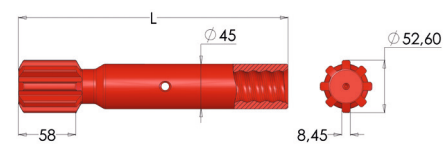
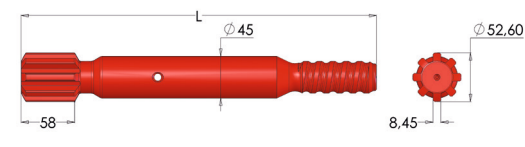
## INGERSOLL-RAND / JOHN HENRY

Drifter Bohrhammer Marteau perforateur Martillo perforador	Illustration Bild Illustration Ilustración	Tube Spülrohr Trou d'injection Tubo Ø [mm]	Thread Gewinde Filet Rosca	Length Länge Longueur Largo [mm]	Part No. Artikel Nr. N° de réf. Cat. N°
<b>INGERSOLL-RAND</b> YH 95 RP, YH 100 RP		23	T45	840	A41832
		23	T51	840	A47956
Seal / Dichtung / Joint / Empaquetadura		23			A14168
<b>INGERSOLL-RAND</b> YH 110 V, YH 135			T45	728	A48027
			T51	728	A48921
			T51	890	A48125
<b>JOHN HENRY</b> HB 101, HB 102 <b>KRUPP</b> HB 101			T38	690	A41754
			T45	690	A41755
			T51	711	A41756

## JOY / KLEMM / KRUPP

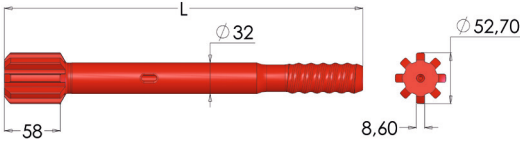

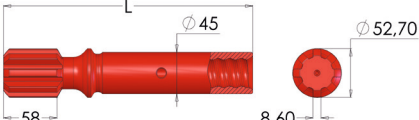
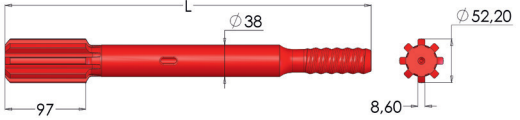
Drifter Bohrhammer Marteau perforateur Martillo perforador	Illustration Bild Illustration Ilustración	Tube Spülrohr Trou d'injection Tubo Ø [mm]	Thread Gewinde Filet Rosca	Length Länge Longueur Largo [mm]	Part No. Artikel Nr. N° de réf. Cat. N°
<b>JOY</b> VCR 260, 360		16	R38	450	A41813
		16	T38	450	A47844
Seal / Dichtung / Joint / Empaquetadura		16			A13355
<b>JOY</b> VCR 260, 360 <b>SANDVIK</b> HL 844		16	R38	450	A41767
		16	T38	450	A47848
Seal / Dichtung / Joint / Empaquetadura		16		450	A47920
<b>JOY</b> VCR 361		19	T38	440	A48918
		19	T45	440	A47930
Seal / Dichtung / Joint / Empaquetadura		19			A14163
<b>KLEMM</b> 4026, 4053 R55 / A55 = H55		*R55 LI		500	A41811
		*A55 RE		500	A41812
R55 / A55 = H55					
<b>KRUPP</b> HB 5A FLEXI SHAFT Integrierter Spülkopf / Integrated flushhead		R32		473	A41924
<b>KRUPP</b> HB 5A Externer Spülkopf / External flushhead		R38		470	A41910

**MONTABERT**

Drifter Bohrhammer Marteau perforateur Martillo perforador	Illustration Bild Illustration Ilustración	Tube Spülrohr Trou d'injection Tubo Ø [mm]	Thread Gewinde Filet Rosca	Length Länge Longueur Largo [mm]	Part No. Artikel Nr. N° de réf. Cat. N°
<b>MONTABERT HC 20 FEMALE</b>			R32	187	A41929
<b>MONTABERT HC 20 FEMALE</b>			HEX22 HEX25	199 199	A48114 A48144
<b>MONTABERT HC 20</b>			R32 T38	287 300	A41933 A41986
<b>MONTABERT HC 25 FEMALE</b>			R28 R32	202 202	A48020 A41930
<b>MONTABERT HC 25 FEMALE</b>			HEX25	218	A48109
<b>MONTABERT HC 25</b>			R32 R38 T38	340 350 350	A41957 A41964 A48132
<b>MONTABERT HC 28 FEMALE</b>			R32	272	A48076
<b>MONTABERT HC 28</b>			T35	385	A48148

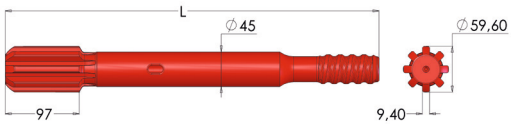
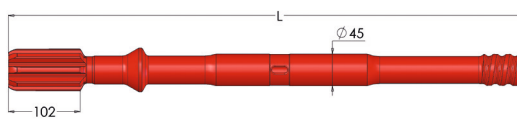
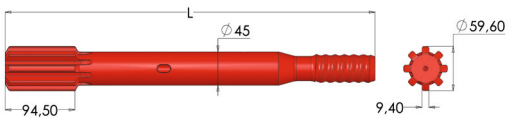
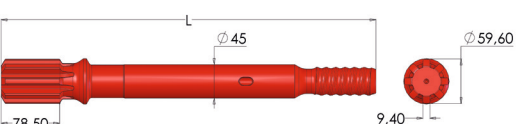
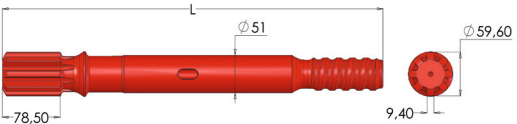
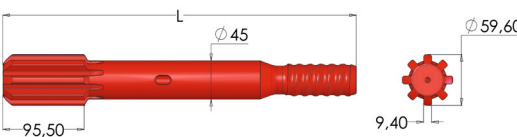
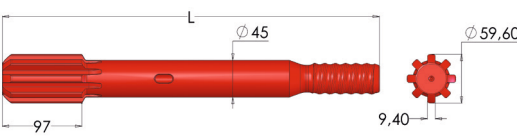
SHANK ADAPTERS

## MONTABERT

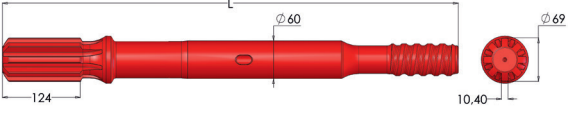
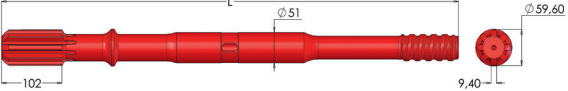
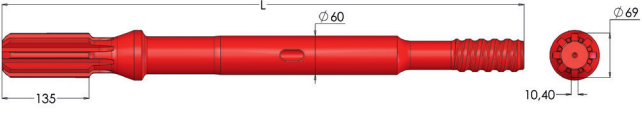
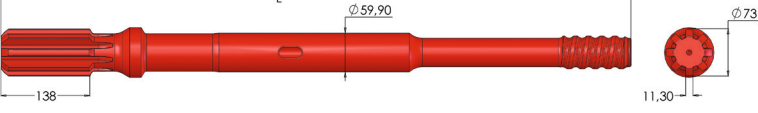
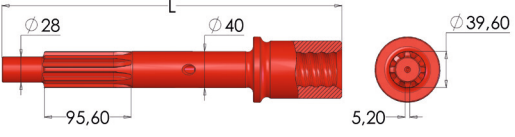
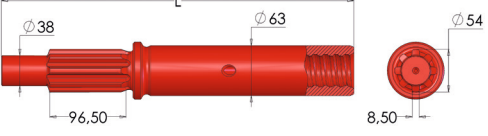
Drifter Bohrhammer Marteau perforateur Martillo perforador	Illustration Bild Illustration Ilustración	Tube Spülrohr Trou d'injection Tubo Ø [mm]	Thread Gewinde Filet Rosca	Length Länge Longueur Largo [mm]	Part No. Artikel Nr. N° de réf. Cat. N°
<b>MONTABERT HC 40</b>		<b>14.09</b>	R32	372	A47938
<b>MONTABERT HC 40, HC 50</b>		<b>14.10</b>	R32 R38 T38	372 380 381	A48977 A48817 A47984
<b>MONTABERT HC 40, HC 50 FEMALE</b>		<b>14.11</b>	R32	440	A47986 A48848 A47985
<b>MONTABERT HC 80, HC 90, HC 105, HC 108, HC 109, HC 120</b>		<b>14.12</b>	R32 R38 T38	270	A47941
			R32 R38 T38	440 440 440	A41895 A41797 A41824
			R32 R38 T38	500 500 500	A41983 A41815 A41787



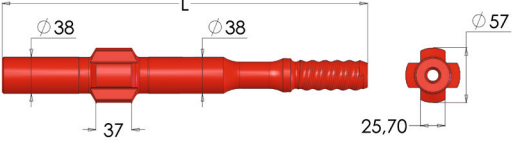
**MONTABERT**

Drifter Bohrhammer Marteau perforateur Martillo perforador	Illustration Bild Illustración	Tube Spülrohr Trou d'injection Tubo Ø [mm]	Thread Gewinde Filet Rosca	Length Länge Longueur Largo [mm]	Part No. Artikel Nr. N° de réf. Cat. N°
<b>MONTABERT</b> HC 80, HC 108, HC 109, HC 120, HC 150		14.13	T38	490	A41819
			T45	490	A41814
			T38	540	A41881
<b>MONTABERT</b> HC 80 RP, HC 105 RP, HC 107 RP, HC 108 RP, HC 109 RP		14.14	T38	670	A48837
			T45	670	A41825
			T45	771	A48953
<b>MONTABERT</b> HC 95, HC 95 SA		14.15	R38	438	A41958
			T38	438	A41963
			T45	453	A41965
			R38	500	A41990
			T38	500	A41991
<b>MONTABERT</b> HC 95 R, HC 95 LM		14.16	R32	503	A48987
			R38	503	A41967
			T38	503	A41959
			T45	518	A41960
<b>MONTABERT</b> HC 95 R, HC 95 LQw		14.17	T45	518	A41961
			T51	530	A41962
<b>MONTABERT</b> HC 110 CA / CS		14.18	R38	415	A41954
			T38	415	A41927
			T45	425	A41928
			T38	530	A41976
<b>MONTABERT</b> HC 110 MT		14.19	R38	460	A41984
			T38	460	A41985

## MONTABERT / MORATH

Drifter Bohrhammer Marteau perforateur Martillo perforador	Illustration Bild Illustration Ilustración	Tube Spülrohr Trou d'injection Tubo Ø [mm]	Thread Gewinde Filet Rosca	Length Länge Longueur Largo [mm]	Part No. Artikel Nr. N° de réf. Cat. N°
<b>MONTABERT HC 112 LH</b>		14.20	T51	726	A41982
			GT60	726	A41940
<b>MONTABERT HC 120 RP, HC 150 RP, HC 155 RP, HC 158 RP</b>		14.21	T45	670	A48862
			T51	670	A41826
			T45	771	A48954
			T51	771	A48955
<b>MONTABERT HC 160, HC 170</b>		14.22	T45	757	A48026
			T45	810	A48994
			T51	810	A48995
			GT60	810	A41975
<b>MONTABERT HC 200 A</b>		14.23	T51	840	A48979
			GT60	840	A48015
			T51	980	A48978
<b>MORATH HBL 21 FEMALE</b>		15.01	R32	375	A41992
			R38	375	A41993
			TI30	375	A41996
			TI40	375	A41997
<b>MORATH HBL 70 / 110 FEMALE</b>		15.02	R32	445	A41994
			R38	445	A41995
			TI30	445	A41998
			TI40	445	A41999

SANDVIK



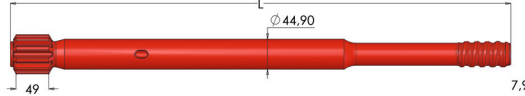
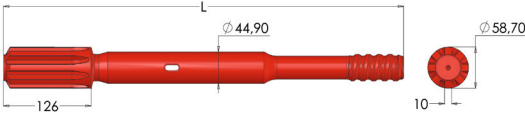
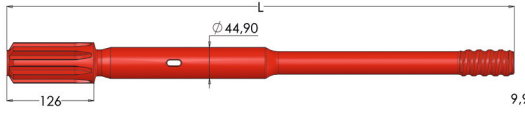
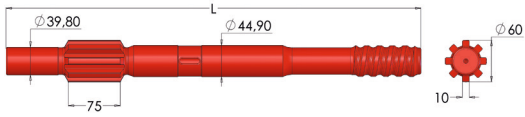
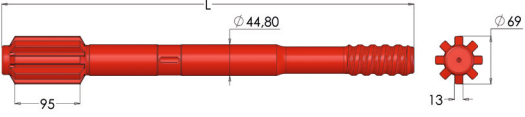
Drifter Bohrhammer Marteau perforateur Martillo perforador	Illustration Bild Illustración	Tube Spülrohr Trou d'injection Tubo Ø [mm]	Thread Gewinde Filet Rosca	Length Länge Longueur Largo [mm]	Part No. Artikel Nr. N° de réf. Cat. N°
<b>SANDVIK</b> HLR 438 L, HLR 438 T <b>SIG</b> HBM 100		13	R32	380	A41766
		13	R38	380	A47847
		13	T38	380	A47845
Seal / Dichtung / Joint / Empaquetadura		13			A14106
<b>SANDVIK</b> HLX 1, RD 106	<b>16.02</b>		R22	265	A48025
			R25	265	A48024
			R28	265	A48220
<b>SANDVIK</b> HL 300	<b>16.03</b>		R32	400	A47947
<b>SANDVIK</b> HL 300 S FEMALE	<b>16.04</b>		R32	245	A47912
<b>SANDVIK</b> HLR 438 LS, HL 500-38, HL 510-38, HL 538 BL, HL 550 S	<b>16.05</b>		R32	550	A47945
			R38	550	A47895
			T38	550	A47881
<b>SANDVIK</b> HL 500-45, HL 510-45	<b>16.06</b>		T38	550	A41838
			T45	550	A48807
<b>SANDVIK</b> HL 500 S-38, HL 510 S-38, HL 510 B, HL 510 LH	<b>16.07</b>		R32	450	A47909
			T35	450	A47902
			R38	450	A47914
			T38	450	A47910
			R38	500	A48821

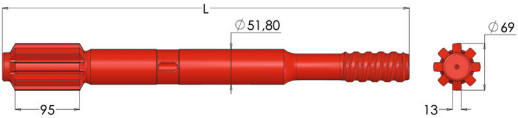
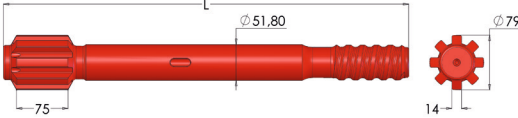
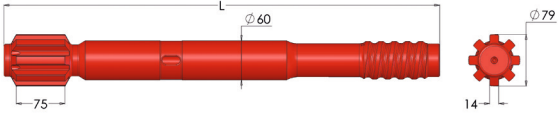
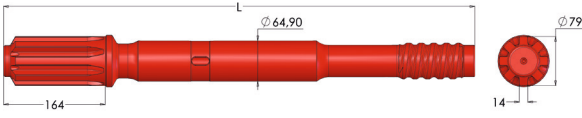
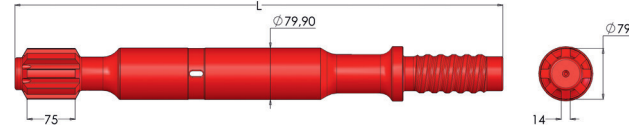
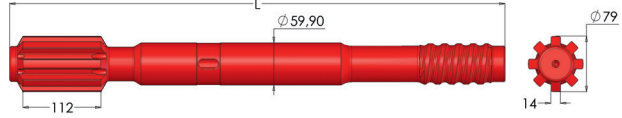
SHANK ADAPTERS

# Shank adapters

Einsteckenden / Emmanchements / Zancos

## SANDVIK

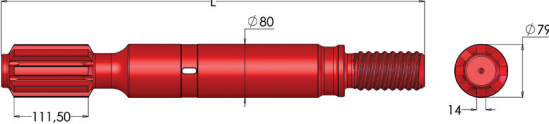
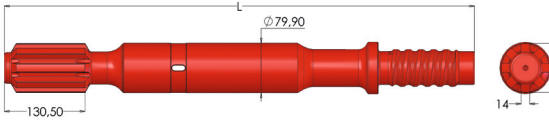
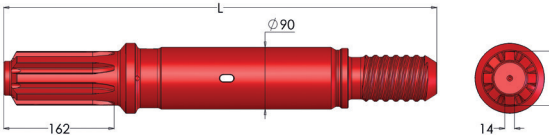
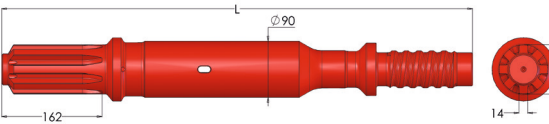
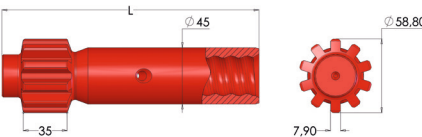
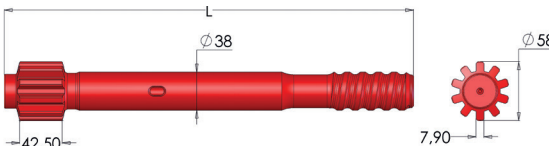
Drifter Bohrhammer Marteau perforateur Martillo perforador	Illustration Bild Illustration Ilustración	Tube Spülrohr Trou d'injection Tubo Ø [mm]	Thread Gewinde Filet Rosca	Length Länge Longueur Largo [mm]	Part No. Artikel Nr. N° de réf. Cat. N°
<b>SANDVIK</b> HL 510 S-45, HL 550 SUPER M92, HL 560 SUPER		16.08	R32	500	A41837
			R38	500	A47977
			T38	500	A47976
<b>SANDVIK</b> HLX 5, HLX 5 T, HFX 5 T 10 Splines, 10 Flügel		16.09	R32	500	A48959
			R38	500	A48960
			T38	500	A48952
			T45	500	A48973
			R38	575	A48064
			T38	575	A48988
<b>SANDVIK</b> HLX 5, HLX 5 T, HFX 5 T 10 Splines, 10 Flügel		16.10	T45	575	A48984
			T38	600	A48983
			R32	750	A48143
<b>SANDVIK</b> HLX 5 PE-45 8 Splines, 8 Flügel		16.11	R32	750	A41890
			T38	750	A41891
			T35	575	A41887
<b>SANDVIK</b> HLX 5 PE-45 8 Splines, 8 Flügel		16.12	T35	575	A48082
			T38	575	A41888
			T45	575	A48158
			R32	735	A48021
<b>SANDVIK</b> HL 600-45		16.13	R38	735	A48030
			T38	735	A48006
			T45	735	A48042
			T38	600	A47882
<b>SANDVIK</b> HL 650-45, HL 700-45, HL 700 T-45, HL 710-45, HL 800 T-45, HL 810 T-45		16.14	T45	600	A47893
			T38	600	A48877
			T45	600	A48876

Drifter Bohrhammer Marteau perforateur Martillo perforador	Illustration Bild Illustración	Tube Spülrohr Trou d'injection Tubo Ø [mm]	Thread Gewinde Filet Rosca	Length Länge Longueur Largo [mm]	Part No. Artikel Nr. N° de réf. Cat. N°
<b>SANDVIK</b> HL 650-52, HL 700-52, HL 700 PE-52, HL 700 S-52, HL 710-52, HL 710 PE-52, HL 710 S-52, HL 710 SPE-52, HL 800 T-52, HL 800 PE-52, HL 810 T-52, HF 810 T-52 <b>DOOFOR</b> DF 600 S, DF 700 S		16.15	R32	600	A48180
			T35	600	A48159
			T38	600	A48956
			T45	600	A48899
			XT45	600	A48075
			T51	600	A48900
			XT51	600	A48013
<b>SANDVIK</b> HL 1000-52, HL 1000 S-52, HL 1010-52, HL 1010 S-52		16.16	T45	590	A47896
			T51	590	A47878
			T45	670	A47913
			T51	670	A47926
<b>SANDVIK</b> HL 1000-60, HL 1010-60		16.17	T51	670	A48162
			ST58	670	A47931
			GT60	670	A48007
<b>SANDVIK</b> HL 1000 PE-65, HL 1010 PE-65, HL 1060 T / PE-65, HL 1500 T / PE-65, HL 1560 T / PE-65, HF 1560, HF 1560 PE, RD 1635 CF		16.18	T51	760	A48011
			ST58	760	A41870
			GT60	760	A48009
			T-WiZ60	760	A48130
<b>SANDVIK</b> HL 1000 T-80, HL 1010 T-80		16.19	GT60	760	A48022
<b>SANDVIK</b> HL 1500-60, HL 1500 T-60		16.20	ST58	710	A48916
			GT60	760	A48008

# Shank adapters

Einsteckenden / Emmanchements / Zancos

## SANDVIK

Drifter Bohrhammer Marteau perforateur Martillo perforador	Illustration Bild Illustration Ilustración	Tube Spülrohr Trou d'injection Tubo Ø [mm]	Thread Gewinde Filet Rosca	Length Länge Longueur Largo [mm]	Part No. Artikel Nr. N° de réf. Cat. N°
<b>SANDVIK</b> HL 1500-80, HL 1560 T-80, HL 1060 T-80, HF 1560		16.21	ST58	635	A48043
			ST68	635	A48152
<b>SANDVIK</b> HL 1500-80, HL 1560 T-80, HL 1060 T-80, HF 1560		16.22	GT60	760	A48063
			XT51	860	A48070
<b>SANDVIK</b> HL 1500 T / PE-90, HL 1500 ST / PE-90, HL 1560 T / PE-90, HL 1560 ST / PE-90, RD 1635 CF PE, Shoulder drive		16.23	ST58	635	A48135
			ST68	635	A48136
<b>SANDVIK</b> HL 1500 T / PE-90, HL 1500 ST / PE-90, HL 1560 T / PE-90, HL 1560 ST / PE-90, RD 1635 CF PE, Shoulder drive		16.24	GT60	760	A48062
<b>SANDVIK</b> RD 308, RD 314, RD 414, HLX 3 (F), FEMALE		16.25	R32	205	A48060
<b>SANDVIK</b> RD 308, RD 314, RD 414, HLX 3		16.26	R32	410	A48187
			T38	410	A48186

**SANDVIK / SECOMA**

<b>Drifter</b> Bohrhämmer Marteau perforateur Martillo perforador	<b>Illustration</b> Bild Illustration Ilustración	<b>Tube</b> Spülrohr Trou d'injection Tubo Ø [mm]	<b>Thread</b> Gewinde Filet Rosca	<b>Length</b> Länge Longueur Largo [mm]	<b>Part No.</b> Artikel Nr. N° de réf. Cat. N°
<b>SANDVIK</b> RD 520, RD 525 10 Splines, 10 Flügel	<b>16.27</b>		R38	525	A48059
			T38	525	A48047
			T45	525	A48163
			R32	600	A48077
			T38	600	A48055
			R32	745	A48111
			T38	745	A48056
			T45	745	A48253
<b>SANDVIK</b> RD 520 PE-45, RD 525 PE-45 8 Splines, 8 Flügel	<b>16.28</b>		R32	600	A48080
			T38	600	A48100
			R32	745	A48058
			T35	745	A48046
			T38	745	A48054
			T45	745	A48254
<b>SANDVIK</b> RD 900, RD 900 PE, RD 900 PE/RP	<b>16.29</b>		T45	600	A48242
			T51	600	A48224
<b>SANDVIK</b> RD 1635CF-80	<b>16.30</b>		GT60	760	A48139
<b>SECOMA</b> HYDRASTAR 200 <i>FEMALE</i> <b>INGERSOLL-RAND</b> HYDRASTAR 200	<b>17.01</b>		R32	351	A47927







## Contents

Inhaltsverzeichnis / Sommaire / Indice

## Page

Seite / Page / Página

Grinding machine .....	129
Schleifmaschine / Affûteuse / Afiladora	
Grinding pins .....	129
Schleifstifte / Meules d'affûtage sur tige / Muelas de afilado	
Lubricants.....	131
Schmierstoffe / Lubrifiants / Lubricante	
Knock off tool .....	131
Kronenabschläger / Outil pour décrochage des taillants / Desacoplador de broca conica	



## Grinding equipment

Schleifzubehör  
Accessoires d'affûtage  
Accesorios para afilar

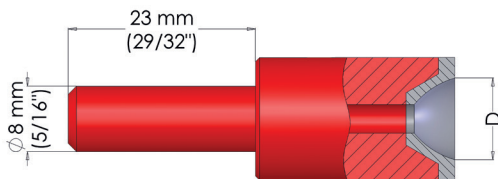
Grinding machine Schleifmaschine Affûteuse Afiladora	Technical data Technische Daten Specifications techniques Especificaciones técnicas	Weight Gewicht Poids Peso [kg]	Part No. Artikel Nr. N° de réf. Cat. N°
---	--	--	--

Hand held air grinding machine with water flushing for button bits.  
Handgehaltene Druckluftschleifmaschine mit Wasserspülung für  
Stiftbohrkronen.  
Affûteuse pneumatique à main avec nettoyage à l'eau pour  
taillants à métal dur.  
Afiladora neumática con chorro de agua para afilar brocas con botones.

Technical data available  
on request




Grinding pin Schleifstift Meule d'affûtage sur tige Muela de afilado	Button Design Stift design Type du taillant Tipo de la broca	D Button Ø Stift Ø Métal dur Ø Metal duro Ø		Weight Gewicht Poids Peso [kg]	Part No. Artikel Nr. N° de réf. Cat. N°	
		[mm]	[in]			
<p><b>COMBINATION</b> grinding pin for grinding the carbide buttons and the steel body.</p> <p><b>KOMBI</b> Schleifstift für das Schleifen der Hartmetallstifte und des Körpermaterials.</p> <p>Meule d'affûtage <b>KOMBI</b> pour l'affûtage des boutons métal dur et des corps de taillants.</p> <p>Muelas de vástago <b>KOMBI</b> para afilar los botones de metal duro o el material de acero que rodea los botones.</p>	<p>Hemispherical Kugel</p> <p>Hémisphérique Esférico</p>	7	9/32"	0.03	A46203	
		8	5/16"	0.03	A46204	
		9	23/64"	0.03	A46205	
		10	25/64"	0.04	A46206	
		11	7/16"	0.04	A46207	
		12	15/32"	0.04	A46208	
		13	1/2"	0.05	A46248	
		14	9/16"	0.05	A46223	
		16	5/8"	0.07	A46228	
		19	3/4"	0.08	A46352	
		<p>Ballistic Parabol Parabolique Parabólico</p>	8	5/16"	0.03	A46244
			9	23/64"	0.03	A46245
			10	25/64"	0.04	A46246
			11	7/16"	0.04	A46247
			12	15/32"	0.04	A46226
			13	1/2"	0.05	A46356
			14	9/16"	0.05	A46227
			16	5/8"	0.07	A46358
		19	3/4"	0.08	A46361	






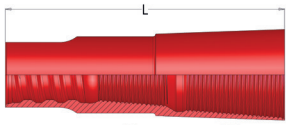
Lubricant Schmierstoff Lubrifiant Lubricante	Description Bezeichnung Désignation Descripción	Weight Gewicht Poids Peso [kg]	Part No. Artikel Nr. N° de réf. Cat. N°
	Heavy duty thread grease Gewindefett Lubrifiant de filetage Lubrificante de rosca	4.54	A11564
	High temperature resistant thread grease Hitzebeständiges Gewindefett Lubrifiant de filetage thermorésistant Lubrificante de roscas termoresistente	5.00	A11563
	Heavy duty thread grease pumpable Pumpfähiges Gewindefett Lubrifiant de filetage pompable Lubrificante de rosca bombeable	22.68	A11565

Knock off tool Kronenabschläger Outil pour décrochage des taillants Dispositivo para desenganchar brocas	Description Bezeichnung Désignation Descripción	Weight Gewicht Poids Peso [kg]	Part No. Artikel Nr. N° de réf. Cat. N°
	For taper bit with steel size hex 7/8" Für Konusbohrkronen auf Stangenquerschnitt Hex 22 mm Pour taillants coniques à utiliser sur tiges hexagonales d'un diamètre de 22 mm Para brocas cónicas a montar sobre barras hexagonales de un diámetro de 22 mm	1.65	A46297
	For taper bit with steel size hex 1" Für Konusbohrkronen auf Stangenquerschnitt Hex 25 mm Pour taillants coniques à utiliser sur tiges hexagonales d'un diamètre de 25 mm Para brocas cónicas a montar sobre barras hexagonales de un diámetro de 25 mm	1.35	A46298

## Fishing tools

Fishing spear Fangdorn	Thread Gewinde Filet Rosca	D1		D2		L		Part No. Artikel Nr. N° de réf. Cat. N°
		[mm]	[in]	[mm]	[in]	[mm]	[in]	
	T38	18	23/32"	6	1/4"	285	11 7/32"	A11557
	T45	22	7/8"	8	5/16"	275	10 7/8"	A11670
	T51	27	1 1/16"	15	19/32"	285	11 7/32"	A11649

Fishing sleeve Fangglocke	Thread Gewinde Filet Rosca	D1		D2		L		Part No. Artikel Nr. N° de réf. Cat. N°
		[mm]	[in]	[mm]	[in]	[mm]	[in]	
	T38	57	2 1/4"	39	1 17/32"	195	7 11/16"	A11560
	T45	68	2 5/8"	46	1 13/16"	280	11 1/32"	A11668
	T51	78	3 1/16"	52	2 3/64"	305	12"	A11647
	GT60	89	3 1/2"	60	2 3/8"	305	12"	A11933

ACCESSORIES



Part No. Artikel Nr. N° de réf. Cat. N°	Page Seite Page Página	Weight Gewicht Poids Peso [kg]	Part No. Artikel Nr. N° de réf. Cat. N°	Page Seite Page Página	Weight Gewicht Poids Peso [kg]	Part No. Artikel Nr. N° de réf. Cat. N°	Page Seite Page Página	Weight Gewicht Poids Peso [kg]
A11020	13	0.26	A11933	131	8	A14950	24, 74	3.8
A11024	16	0.16	A12891	11	6.5	A14952	24, 74	5.6
A11039	97	0.02	A13302	36, 74, 78, 83, 86	1.75	A14953	97	13
A11085	105	3.95	A13308	32,74, 78, 83	0.95	A16011	34	1.9
A11090	105	2.7	A13309	32, 74, 78, 83	0.9	A16013	34	3
A11127	42	20	A13330	24, 74	0.5	A16078	23, 73	0.44
A11128	42	24.6	A13332	24, 74	0.6	A16079	23, 73	0.63
A11129	42	29.4	A13348	33, 36	1.8	A16080	23, 73	0.63
A11130	42	34.4	A13349	27, 36	1.93	A16081	34	1.8
A11142	81	28.3	A13354	105, 112, 112, 114	0.001	A16082	41	1.8
A11165	74	8.4	A13355	110, 113, 116	0.002	A16083	47	2.6
A11166	74	9.6	A13394	105	1.8	A16084	47	4.7
A11167	74	11.9	A13397	105	2	A16085	54	7.4
A11182	50	26	A13418	12	2	A16086	55	10.2
A11183	50	31.1	A13419	12	2.7	A16087	56	10.2
A11184	50	36.2	A13420	12	3.3	A16088	55	13
A11313	36	16.2	A13421	12	5.1	A16089	56	13
A11316	42	16	A13422	12	7.5	A16090	60	5
A11331	113	4.2	A13423	12	9.9	A16091	60	7.4
A11335	105	6.25	A13424	12	12.3	A16092	60	7.4
A11337	113	3.8	A13425	12	14.65	A16093	60	10.2
A11338	113	3.8	A13426	12	17	A16094	60	10.2
A11339	113	3.9	A13427	11	1.85	A16095	60	10.2
A11341	113	3.8	A13428	11	2.65	A16096	60	13
A11369	42	24.2	A13429	11	3.4	A16097	60	13
A11370	42	29	A13430	11	5.4	A16098	60	13
A11371	42	34	A13431	11	7.6	A16099	67	8.7
A11383	81	19	A13432	11	10.3	A16100	67	9.6
A11384	81	23.6	A13433	11	12.4	A16101	67	12.3
A11386	81	27.33	A13434	11	15.3	A16102	67	17
A11388	81	31.4	A13435	11	17.8	A16103	66	22
A11401	32	6.55	A14106	121	0.002	A16104	67	22
A11404	36	9.7	A14107	105, 114	0.001	A16105	65	22
A11405	36	15	A14121	97	0.001	A16109	55	5.2
A11414	42	10	A14163	114, 116	0.002	A16110	60	5.2
A11415	42	14.4	A14168	115	0.003	A16111	60	5.2
A11424	25, 75, 78	0.9	A14173	97	1.35	A17233	24, 74	0.8
A11425	25, 33, 75, 83	1.2	A14175	97	1.35	A17234	32, 74, 78, 83, 87	1.5
A11426	33, 37, 83	2.3	A14844	44, 78, 83, 86	1.95	A17235	25, 33, 75, 83	1.7
A11427	28, 33, 78, 83	1.15	A14845	50	3.2	A17236	33, 36, 83, 87	2.6
A11428	25, 33, 75, 83	1	A14883	36	18.3	A17331	87	2.8
A11430	37, 44	2.5	A14898	32	9.9	A17350	87	2.7
A11445	25, 33	1.1	A14899	32	13.2	A17351	87	2.7
A11449	36, 44	1.8	A14902	32	16.5	A17473	77	6
A11484	105	5.15	A14903	32	20.1	A17565	87	4.4
A11552	74	2.3	A14904	32	23.55	A17609	87	1.7
A11553	74	14.3	A14914	36	24.85	A17611	87	4
A11554	74	16.58	A14915	36	29.8	A17641	81	9.8
A11557	131	0.9	A14916	36	34.2	A17824	87	5.7
A11560	131	1.1	A14926	24, 74	11.6	A17845	87	8.5
A11563	131	5	A14929	97	1.2	A17860	87	6.4
A11564	131	5	A14930	97	3.4	A17869	87	10.65
A11565	131	22.68	A14943	24, 74	3.5	A17870	87	10.65
A11647	131	4.69	A14944	24, 74	4.54	A17883	87	8
A11649	131	2.3	A14946	24, 74	6.9	A17957	87	3
A11668	131	4	A14947	24, 74	9.2	A17959	87	5.7
A11670	131	1.2	A14949	24, 74	8	A17962	87	14.6

Part No. Artikel Nr. N° de réf. Cat. N°	Page Seite Page Página	Weight Gewicht Poids Peso [kg]	Part No. Artikel Nr. N° de réf. Cat. N°	Page Seite Page Página	Weight Gewicht Poids Peso [kg]	Part No. Artikel Nr. N° de réf. Cat. N°	Page Seite Page Página	Weight Gewicht Poids Peso [kg]
A17972	87	3	A41096	13	0.35	A41644	77	12.9
A41003	11	0.64	A41099	13	0.6	A41646	81	23.3
A41004	14	0.6	A41129	41	5.17	A41650	50	3.5
A41005	11	0.64	A41130	69	12.3	A41655	36, 44, 87	2.4
A41007	11	0.68	A41131	69	12.3	A41657	33, 44	2.1
A41010	13	0.33	A41132	69	17	A41658	44, 50	2.8
A41011	14	0.46	A41133	69	17	A41659	27, 78	0.7
A41012	14	0.44	A41134	38	1.7	A41661	27, 78	0.6
A41013	14	0.32	A41135	47	4.7	A41662	58	3.85
A41014	16	0.18	A41136	47	4.7	A41663	22	0.45
A41015	16	0.18	A41137	55	5.2	A41664	22, 25	0.6
A41016	16	0.22	A41138	55	5.2	A41665	25, 27	0.6
A41018	14	0.5	A41140	34	1.3	A41666	50	2.75
A41019	14	0.5	A41141	34	1.3	A41667	36, 50, 87	3.3
A41023	15	0.26	A41142	34	1.3	A41669	44, 78, 83, 86	1.6
A41024	15	0.3	A41143	34	1.3	A41670	44, 78, 83, 86	2.31
A41025	11	0.3	A41144	34	1	A41675	33, 44, 83, 87	2.6
A41027	11	0.46	A41145	34	1	A41676	50, 58	4.35
A41029	11	0.35	A41146	34	1.6	A41680	33, 50, 83, 87	3.6
A41030	11	0.33	A41147	34	1.6	A41684	44, 50	3.3
A41031	11	0.68	A41156	45	2.8	A41685	58	5.3
A41032	11	0.32	A41157	45	3.3	A41686	58	4.68
A41033	11	0.6	A41173	30, 80	1.6	A41687	36, 74, 78, 83, 86, 87	2.6
A41034	11	0.6	A41174	30, 80	1.12	A41689	50, 58	4.6
A41035	11	0.3	A41175	40	1.7	A41690	25, 36, 75	2
A41040	15	0.28	A41185	31	5	A41691	58	6.2
A41041	15	0.28	A41187	23	1.8	A41693	50	4.1
A41042	15	0.31	A41189	23	1.8	A41694	33, 50, 83	3.9
A41046	16	0.34	A41192	31	5	A41695	25, 44, 75	1.9
A41047	16	0.37	A41193	21	0.7	A41697	27, 44	2.2
A41048	16	0.18	A41197	47	3.6	A41719	97	1.4
A41049	16	0.37	A41198	47	4.7	A41733	110	6.7
A41050	16	0.48	A41518	17	10.3	A41734	110	6.8
A41052	13	0.48	A41539	32	8.1	A41754	115	11
A41053	13	0.6	A41541	27, 77	18.4	A41755	115	11.2
A41057	16	0.24	A41548	32	6.1	A41756	115	11.7
A41059	11	0.68	A41560	24, 74	13.9	A41759	113	3.9
A41060	14	0.3	A41565	24, 74	5.7	A41760	113	3.3
A41064	16	0.34	A41579	81	21.4	A41761	113	3.5
A41065	13	0.33	A41580	48	21.8	A41764	105	4.5
A41069	16	0.48	A41581	48	16.8	A41765	110	6.55
A41070	16	0.6	A41585	81	17.1	A41766	121	2.75
A41074	13	0.3	A41598	81	9	A41767	116	4.4
A41075	11	0.32	A41616	15	2.16	A41779	105	4.25
A41076	11	0.34	A41622	81	25.1	A41781	106	4.5
A41077	11	0.49	A41623	17	8.5	A41782	106	4.6
A41079	15	0.3	A41624	15	5.1	A41787	118	4.2
A41080	15	0.3	A41632	77	20.85	A41789	105	3
A41081	15	0.28	A41633	77	21	A41796	103	5.5
A41082	15	0.31	A41634	77	14.9	A41797	118	3.8
A41083	15	0.41	A41635	77	18.2	A41801	105	2.65
A41084	15	0.41	A41636	77	19.7	A41803	103	5.5
A41085	15	0.6	A41637	77	18.45	A41811	116	10.5
A41086	15	0.6	A41640	77	18.9	A41812	116	10.5
A41087	16	0.6	A41641	77	21.9	A41813	116	3.8
A41091	11	0.33	A41642	77	16.9	A41814	119	5.6
A41093	14	0.55	A41643	77	15.5	A41815	118	4.1



Part No. Artikel Nr. N° de réf. Cat. N°	Page Seite Page Página	Weight Gewicht Poids Peso [kg]	Part No. Artikel Nr. N° de réf. Cat. N°	Page Seite Page Página	Weight Gewicht Poids Peso [kg]	Part No. Artikel Nr. N° de réf. Cat. N°	Page Seite Page Página	Weight Gewicht Poids Peso [kg]
A41818	103	5.2	A41927	119	4.6	A43042	94	3.7
A41819	119	5.3	A41928	119	4.8	A43043	94	4
A41823	105	2.7	A41929	117	1.6	A43044	94	8.8
A41824	118	3.85	A41930	117	1.9	A43045	94	8.3
A41825	119	7	A41931	112	9.71	A43046	94	15.4
A41826	120	9.2	A41932	112	15.4	A43047	94	13.6
A41827	110	6.5	A41933	117	2.72	A43048	94	15.9
A41828	110	6.7	A41937	104	5.95	A43049	94	26
A41829	111	5.85	A41940	120	14	A43050	94	4.7
A41830	111	6.25	A41943	112	8.7	A43051	94	5.7
A41831	111	10.8	A41949	106	2.8	A43052	94	3.6
A41832	115	10.5	A41951	107	5.6	A43059	94	8.3
A41834	112	5.2	A41954	119	4.6	A43060	94	12
A41837	122	5	A41955	112	8.9	A43061	94	33
A41838	121	5.4	A41957	117	3	A43064	94	3.2
A41841	111	10.6	A41958	119	5	A43065	94	4.88
A41842	111	10.8	A41959	119	6	A43066	94	5.4
A41844	111	8.55	A41960	119	6.3	A43067	94	4.47
A41849	114	3.8	A41961	119	7.1	A43070	91	2.75
A41851	111	8.7	A41962	119	7.3	A43071	91	1.5
A41853	111	7	A41963	119	5	A43072	91	1.5
A41854	111	7.4	A41964	117	3.2	A43073	92	2.15
A41858	112	8.4	A41965	119	5.38	A43074	92	2.3
A41859	112	8.8	A41966	103	1.6	A43075	93	4.8
A41860	111	5.9	A41967	119	5.93	A43076	93	4.6
A41861	113	8.7	A41975	120	15.85	A43078	93	4.6
A41862	106	2.3	A41976	119	5.9	A43079	93	4.2
A41865	112	12	A41978	103	1.6	A43082	92	2.46
A41866	113	9	A41982	120	13.2	A43083	91	1.95
A41870	123	16.5	A41983	118	3.8	A43084	92	2
A41873	108	11.6	A41984	119	5.2	A43085	91	1.8
A41874	108	11.7	A41985	119	5.2	A43089	91	3.35
A41876	112	9.74	A41986	117	2.75	A43092	92	2
A41881	119	5.6	A41989	108	11.2	A43093	92	2.4
A41882	106	2.5	A41990	119	5.4	A43097	92	1.6
A41883	108	13.3	A41991	119	5.59	A43099	92	2.2
A41884	108	13.5	A41992	120	4	A43316	17	11.6
A41887	122	5.73	A41993	120	3.6	A43321	15	11.6
A41888	122	6.17	A41994	120	8.2	A43348	17	2.9
A41889	108	8.15	A41995	120	7.8	A43370	14	3.9
A41890	122	7.5	A41996	120	4	A43371	14	5.3
A41891	122	7.8	A41997	120	3.5	A43375	17	15.6
A41895	118	3.5	A41998	120	8.2	A43438	13	11.6
A41896	112	9.9	A41999	120	7.8	A43444	14	10.7
A41897	111	6.8	A43000	93	3.5	A43445	14	15.6
A41898	111	6.5	A43001	93	5.1	A43455	14	6.5
A41900	114	19.5	A43002	93	4.55	A43456	14	7.6
A41901	114	20.5	A43010	92	1.8	A43457	14	2.5
A41905	110	8.14	A43011	92	2	A43458	14	4.2
A41910	116	6	A43012	92	2.2	A43459	14	5.8
A41912	112	13	A43013	92	3.4	A43462	14	9
A41913	112	12.4	A43014	91	1.6	A43463	14	6.9
A41914	104	4.1	A43017	92	2.6	A43465	14	8.4
A41917	108	8.9	A43030	91	0.8	A43473	14	12.5
A41918	108	9.1	A43031	91	1.25	A43492	15	6.16
A41922	103	2.8	A43040	94	2.2	A43498	14	7.6
A41924	116	3.52	A43041	94	3.3	A43601	85	50

# Index

Index / Index / Index

Part No. Artikel Nr. N° de réf. Cat. N°	Page Seite Page Página	Weight Gewicht Poids Peso [kg]	Part No. Artikel Nr. N° de réf. Cat. N°	Page Seite Page Página	Weight Gewicht Poids Peso [kg]	Part No. Artikel Nr. N° de réf. Cat. N°	Page Seite Page Página	Weight Gewicht Poids Peso [kg]
A43602	74	11.2	A43773	70	119	A43917	97	6.7
A43604	82	38.7	A43775	77	7.4	A43918	57	17.5
A43605	82	44.2	A43776	74	19	A43919	85	37.9
A43608	68	73	A43777	70	107	A43920	85	39.2
A43609	68	85	A43778	24	2.7	A43922	63	86.5
A43610	68	120	A43779	24	4.8	A43928	57	24
A43612	82	19.53	A43782	97	1.39	A43933	97	3.1
A43620	34	14.5	A43784	34	9.6	A43935	97	4.3
A43621	34	24.6	A43785	85	50	A43936	97	5.5
A43622	34	29.4	A43786	27	12.3	A43937	97	7.9
A43623	34	34.2	A43789	24	6.6	A43938	97	10.3
A43627	82	50	A43790	24	7.3	A43939	97	12.7
A43628	68	75	A43791	24	10.2	A43941	85	28.75
A43629	68	85.2	A43792	24	12.7	A43942	63	76.2
A43630	68	122	A43801	97	2.8	A43947	57	57
A43631	82	51.7	A43802	24	15.05	A43949	97	1.3
A43633	85	47.3	A43803	74	7	A43951	85	24.3
A43634	77	21.7	A43808	57	13.1	A43954	57	70
A43635	82	49	A43816	84	43.3	A43962	63	109.6
A43643	74	10.2	A43817	48	33	A43971	74	20.3
A43644	74	15.4	A43819	57	61	A43978	77	27.4
A43653	27	5	A43825	97	3	A43986	57	43
A43654	42	8.8	A43826	97	4.15	A43987	82	37
A43657	81	14.5	A43827	97	6.2	A43988	68	87
A43662	57	41	A43829	97	3	A43989	68	92.5
A43667	27	6.18	A43830	97	3.7	A43997	57	86.5
A43681	85	39.2	A43831	97	5.4	A43998	63	121.7
A43682	85	44.5	A43832	97	6.5	A44003	52	3.6
A43683	97	2	A43833	97	7.6	A44004	46	3
A43700	57	21	A43835	97	10.5	A44005	55	7
A43701	57	28	A43837	97	12.17	A44006	55	7
A43702	97	3.3	A43844	32	30	A44007	52	4.15
A43703	91	4.4	A43848	85	29.1	A44008	46	3
A43712	57	17	A43849	85	33.7	A44009	64	14
A43714	77	35.1	A43852	85	38.6	A44010	66	7.3
A43715	32	21.6	A43853	85	45	A44011	66	11.5
A43716	32	16	A43854	84	32.95	A44015	66	17
A43720	77	12.45	A43855	84	37.4	A44016	45	4.1
A43721	85	42.5	A43856	85	32.7	A44017	51	4.15
A43729	27	3.4	A43857	85	37.6	A44018	69	5.4
A43730	36	11.7	A43863	97	2.2	A44019	69	6.7
A43731	74	15.5	A43866	85	49	A44020	70	7.1
A43734	34	20.4	A43871	81	21.7	A44027	69	6
A43735	74	14.4	A43873	74	10.8	A44028	54	5.4
A43737	85	49	A43880	97	14.1	A44035	40	1.6
A43739	81	12	A43883	84	28.75	A44038	69	7
A43743	82	24.3	A43893	27	15.8	A44039	66	11.4
A43746	82	33.85	A43894	27	18.9	A44040	45	3.3
A43750	81	37.9	A43895	32	15.55	A44045	54	5.4
A43758	77	25.7	A43903	57	78	A44051	59	12.2
A43759	57	101.5	A43905	81	31	A44052	59	17.2
A43761	85	44.5	A43907	61	52	A44053	59	11.8
A43763	85	37.4	A43908	61	61	A44054	60	17
A43764	81	38.5	A43909	61	87	A44055	51	3.8
A43765	81	15.5	A43911	61	77.8	A44060	70	5.6
A43771	70	72	A43914	57	31.4	A44061	69	5.76
A43772	70	84	A43915	57	45.4	A44062	23	0.75

Part No. Artikel Nr. N° de réf. Cat. N°	Page Seite Page Página	Weight Gewicht Poids Peso [kg]	Part No. Artikel Nr. N° de réf. Cat. N°	Page Seite Page Página	Weight Gewicht Poids Peso [kg]	Part No. Artikel Nr. N° de réf. Cat. N°	Page Seite Page Página	Weight Gewicht Poids Peso [kg]
A44063	23	0.85	A44163	66	12.3	A44281	65	6.7
A44070	66	5.4	A44164	66	11.3	A44282	65	5
A44071	64	5.9	A44166	59	7.4	A44283	64	5.4
A44072	64	5.9	A44167	59	7.4	A44284	64	5.4
A44073	66	8.1	A44171	84	0.78	A44285	64	5.2
A44074	66	7	A44173	59	7.4	A44286	64	5.2
A44075	64	7.4	A44174	59	7.4	A44287	64	6.2
A44076	66	11.4	A44175	30, 80	0.63	A44288	64	5.4
A44077	64	8.7	A44187	55	6	A44289	64	5.2
A44078	66	12.7	A44188	23, 73	1.4	A44290	64	5.2
A44079	66	12.7	A44189	23	1.72	A44307	52	3.55
A44080	52	6.7	A44194	59	7.2	A44308	52	3.65
A44081	52	8.1	A44196	65	6	A44309	52	3
A44082	52	12.2	A44197	29, 79	1.3	A44310	52	3
A44083	55	10.2	A44202	67	5.2	A44311	46	2.7
A44084	55	13	A44203	60	5	A44312	46	2.7
A44085	55	17.2	A44207	59	7.4	A44314	38	3.3
A44086	53	6.2	A44208	65	14	A44315	38	3.3
A44087	53	6.2	A44212	60	5.2	A44316	40	3
A44088	53	11.8	A44213	59	7.4	A44317	40	2.5
A44089	56	10.2	A44214	60	5.2	A44318	40	5.5
A44090	56	12.6	A44215	59	5.4	A44319	40	5.5
A44091	56	17	A44216	30, 80	1.3	A44320	45	2.5
A44104	64	9.8	A44218	30, 80	0.63	A44321	38	1.7
A44105	64	9.8	A44219	30, 80	0.78	A44322	29, 79	0.78
A44106	64	15.2	A44220	45	2.8	A44323	29, 79	0.84
A44107	66	18.5	A44221	23	1	A44324	29, 79	0.63
A44108	65	9.6	A44222	23	1	A44325	29, 79	0.63
A44109	65	12.3	A44223	53	6	A44326	23, 73	0.89
A44110	65	15	A44224	53	6	A44327	23, 73	0.89
A44111	67	9.6	A44230	30, 80	0.78	A44328	23, 73	1
A44112	67	9.6	A44231	30, 80	0.78	A44329	23, 73	1
A44113	67	22	A44233	53	5.65	A44331	47	4.2
A44114	66	13.25	A44234	65	6	A44336	55	5.2
A44120	65	8.37	A44237	21	0.38	A44337	67	9.6
A44121	60	5	A44238	21	0.38	A44341	45	2.5
A44123	84	0.8	A44240	84	0.78	A44343	51	3.4
A44124	23, 73	0.25	A44241	21	0.35	A44346	29, 79	0.61
A44125	23, 73	0.25	A44247	30, 80	0.72	A44347	29, 79	0.61
A44131	38	2.4	A44248	30, 80	0.7	A44359	64	7
A44132	40	3	A44249	30, 80	0.72	A44360	64	7
A44133	46	2.85	A44250	51	7.4	A44361	64	9.85
A44134	38	3.3	A44251	51	7.4	A44362	64	9.85
A44135	41	4.7	A44254	23	1.2	A44363	64	12.3
A44136	64	6.1	A44256	38	2.5	A44364	65	7
A44138	67	7.78	A44260	46	3.5	A44365	65	7
A44143	66	6.33	A44261	46	3.5	A44366	65	9.6
A44144	46	4.9	A44265	29, 79	0.78	A44367	65	9.6
A44145	66	21.95	A44267	29, 79	0.63	A44368	65	12.3
A44146	60	5.2	A44268	84	1	A44369	65	12.3
A44148	59	7.2	A44273	29, 79	0.72	A44370	65	12.4
A44151	84	0.6	A44275	67	5.2	A44371	66	9
A44153	40	1.7	A44276	67	6.87	A44372	66	7
A44158	65	7.37	A44277	67	6.2	A44373	66	11.36
A44159	84	0.6	A44278	67	5	A44374	66	14
A44160	65	5	A44279	65	6.87	A44375	67	9.17
A44161	66	11.5	A44280	65	6.93	A44376	67	8.78

Part No. Artikel Nr. N° de réf. Cat. N°	Page Seite Page Página	Weight Gewicht Poids Peso [kg]	Part No. Artikel Nr. N° de réf. Cat. N°	Page Seite Page Página	Weight Gewicht Poids Peso [kg]	Part No. Artikel Nr. N° de réf. Cat. N°	Page Seite Page Página	Weight Gewicht Poids Peso [kg]
A44377	67	9.6	A44552	47	2.6	A44632	23, 73	1.31
A44378	67	12.3	A44553	45	3.2	A44633	26, 73	0.48
A44379	67	17	A44554	47	9.2	A44634	45	4.2
A44380	38	2.5	A44556	47	8.6	A44635	45	4.2
A44381	84	0.9	A44557	45	7.5	A44636	29, 79	0.63
A44382	38	2.5	A44558	51	6.7	A44638	51	4.15
A44383	54	6.6	A44559	35	2.4	A44639	51	5.51
A44384	47	4	A44560	35	2.4	A44640	51	6.7
A44386	53	4	A44561	35	3.4	A44641	47	6.5
A44388	45	3	A44562	35	3.4	A44642	51	8
A44389	51	3.75	A44563	26, 76	0.72	A44645	53	5.4
A44392	54	10.2	A44564	26, 76	0.72	A44647	23, 73	0.4
A44399	47	4.9	A44567	29, 79	1	A44648	29, 79	0.63
A44401	45	3.2	A44570	29, 79	2	A44649	29, 79	0.61
A44402	45	3.2	A44571	30	2	A44650	29, 79	0.61
A44403	46	5.6	A44572	30	2	A44651	29, 79	0.76
A44404	46	5.6	A44573	30	1.91	A44652	29, 79	0.75
A44405	51	3.8	A44574	30	1.91	A44654	47	4.9
A44406	51	3.8	A44575	35	2	A44655	41	3
A44407	53	5.4	A44576	35	2	A44656	26, 76	0.56
A44408	53	5.4	A44577	30	2.55	A44657	47	6.5
A44443	51	3.88	A44578	30	2.55	A44658	38	2.4
A44446	54	13	A44579	30	3.45	A44659	29, 79	0.79
A44453	29, 79	0.85	A44580	30	3.45	A44661	26, 76	0.68
A44454	84	0.78	A44591	46	1.9	A44662	26, 76	0.72
A44455	84	0.83	A44592	46	1.9	A44663	45	3.34
A44456	45	3.5	A44593	46	3	A44664	26, 76	0.48
A44457	51	3	A44594	46	3	A44666	30	2.23
A44467	51	5.3	A44599	21	0.61	A44669	40	1.8
A44468	51	5.3	A44600	41	3	A44673	23, 73	0.61
A44469	51	6.8	A44601	41	3	A44675	29, 79	0.7
A44470	52	8.1	A44602	23, 73	0.78	A44677	23, 73	0.61
A44471	54	6.6	A44603	23, 73	0.78	A44678	53	7.5
A44472	54	7.4	A44604	39	2.4	A44679	54	10.2
A44473	54	10.2	A44605	39	2.4	A44680	38	2.4
A44474	54	13	A44606	39	3.3	A44681	38	2.4
A44479	84	0.7	A44607	39	3.3	A44682	35	2.4
A44493	62	5	A44608	40	4.6	A44683	26, 76	0.89
A44496	53	5.4	A44609	40	4.6	A44684	47	2.7
A44503	21	0.46	A44610	53	6.2	A44685	41	3
A44506	38	2.4	A44611	53	6.2	A44686	40	1.8
A44507	23, 73	0.48	A44614	21	0.65	A44687	35	1.6
A44508	35	3.3	A44615	21	0.83	A44690	29, 79	0.78
A44510	38	3.3	A44616	23, 73	0.33	A44691	53	4.5
A44518	39	1.6	A44617	23, 73	0.56	A44692	47	2.7
A44519	39	1.6	A44618	23, 73	0.78	A44693	45	2.6
A44520	39	2	A44619	23, 73	0.78	A44694	29, 79	1
A44521	39	2	A44620	38	4.5	A44695	38	3.3
A44522	39	3.4	A44622	47	4.9	A44696	45	3.5
A44523	39	3.4	A44623	23, 73	0.63	A44698	26, 76	0.89
A44529	29, 79	0.8	A44624	23, 73	0.89	A44699	26, 76	0.97
A44530	29, 79	0.79	A44625	23, 73	0.89	A44704	29, 79	0.72
A44540	30, 80	1	A44626	23, 73	1	A44705	21	0.35
A44542	30, 80	0.98	A44628	26, 76	0.56	A44710	38	1.6
A44544	29, 79	2	A44629	23, 73	1.17	A44711	38	1.6
A44548	38	2.2	A44630	35	4.5	A44712	29, 79	0.85
A44549	38	2.3	A44631	38	4.5	A44713	26, 76	0.68

Part No. Artikel Nr. N° de réf. Cat. N°	Page Seite Page Página	Weight Gewicht Poids Peso [kg]	Part No. Artikel Nr. N° de réf. Cat. N°	Page Seite Page Página	Weight Gewicht Poids Peso [kg]	Part No. Artikel Nr. N° de réf. Cat. N°	Page Seite Page Página	Weight Gewicht Poids Peso [kg]
A44714	39	2.4	A44818	46	3	A44899	41	6.7
A44716	29, 79	0.63	A44819	46	3	A44900	41	7.49
A44717	29, 79	0.6	A44820	46	4.4	A44901	45	7.5
A44718	29, 79	0.78	A44822	47	2.6	A44902	45	6.86
A44722	39	2.4	A44823	47	6.1	A44903	47	11.83
A44724	53	7.5	A44826	26, 76	0.9	A44904	47	2.1
A44725	30	2.55	A44827	29, 79	0.85	A44905	47	2.1
A44726	29, 79	0.8	A44828	41	2.9	A44906	47	2.6
A44727	26, 76	0.48	A44833	84	0.78	A44907	47	6.1
A44728	29, 79	0.72	A44834	84	0.91	A44909	52	6.7
A44729	26, 76	0.72	A44835	38	1.55	A44910	52	8.1
A44730	29, 79	1.14	A44842	38	1.3	A44911	84	0.7
A44731	30	2.55	A44846	41	1.8	A44913	84	0.83
A44732	30	3.3	A44847	23, 73	0.33	A44916	62	5.25
A44736	38	1.7	A44849	53	7.7	A44921	62	5.2
A44740	29, 79	0.74	A44850	41	1.8	A44924	62	7
A44741	23, 73	0.44	A44853	45	3.2	A44929	62	5.2
A44743	23, 73	0.56	A44854	45	3.2	A44930	62	5.2
A44744	46	2.5	A44855	52	3.8	A44931	62	7.3
A44745	47	4.7	A44856	52	3.8	A44932	62	7.3
A44746	55	5.2	A44857	52	5.8	A44934	62	5
A44747	55	7.4	A44858	52	5.3	A44935	62	5
A44748	55	7.4	A44859	39	2.4	A44936	62	7.5
A44749	55	7.4	A44860	39	3.3	A44937	62	9.3
A44751	41	2.9	A44861	45	5.1	A44960	54	5.4
A44753	26, 76	0.97	A44862	45	4.3	A44961	54	5.4
A44754	23, 73	0.56	A44863	46	2.5	A44962	54	6.6
A44755	29, 79	0.74	A44864	46	2.5	A44963	54	7.5
A44756	29, 79	1	A44865	46	4.29	A44964	54	10.2
A44757	29, 79	0.84	A44866	46	5.39	A44965	54	13
A44758	30, 80	1.12	A44870	53	7.7	A44968	23	0.6
A44759	53	3.85	A44871	52	3.6	A44970	51	6.8
A44760	53	3.6	A44872	52	3.6	A44971	41	4.9
A44761	55	5.2	A44873	30	3.3	A44972	41	4.9
A44762	51	5.2	A44874	31	2.2	A44973	47	4.5
A44763	53	5.5	A44875	31	2.2	A44974	47	4.5
A44764	53	5.5	A44876	35	1.6	A44975	55	5.2
A44765	51	4.28	A44877	35	2.4	A44976	55	5.2
A44767	23, 73	1	A44878	35	3.3	A44978	53	10.2
A44770	53	3.58	A44879	35	4.5	A44979	54	13
A44773	45	8.8	A44880	35	1.6	A44980	54	15.5
A44774	45	2.6	A44881	35	1.6	A44982	55	9.9
A44780	30	2.23	A44884	38	1.3	A44983	55	12.6
A44781	46	2.5	A44885	38	1.3	A44984	55	17
A44787	29, 79	0.73	A44886	38	1.7	A44986	62	12.15
A44790	38	5.3	A44887	26, 76	0.9	A44988	51	12.2
A44791	29, 79	1.14	A44888	39	3.3	A44989	53	11.8
A44792	26, 76	0.42	A44889	39	4.4	A44990	26, 76	0.42
A44798	29, 79	0.78	A44890	39	4.4	A44991	23, 73	0.63
A44799	31	3.3	A44891	39	5.3	A44994	26, 76	0.68
A44801	47	4.7	A44892	41	5	A44995	47	9.7
A44802	29, 79	1	A44893	41	6.9	A45761	45	14
A44803	29, 79	0.61	A44894	41	6.8	A46184	57	83.5
A44805	38	1.7	A44895	41	2.5	A46203	129	0.03
A44806	30, 80	1.6	A44896	41	3	A46204	129	0.03
A44807	26, 76	0.68	A44897	41	4.8	A46205	129	0.03
A44814	47	2.6	A44898	41	4.8	A46206	129	0.03

Part No. Artikel Nr. N° de réf. Cat. N°	Page Seite Page Página	Weight Gewicht Poids Peso [kg]	Part No. Artikel Nr. N° de réf. Cat. N°	Page Seite Page Página	Weight Gewicht Poids Peso [kg]	Part No. Artikel Nr. N° de réf. Cat. N°	Page Seite Page Página	Weight Gewicht Poids Peso [kg]
A46207	129	0.04	A47119	97	15.1	A47230	42	8
A46208	129	0.04	A47121	32	4.5	A47231	77	28.2
A46223	129	0.05	A47122	42	12	A47232	97	11.35
A46226	129	0.05	A47127	32	17.5	A47235	27, 77	3.05
A46227	129	0.05	A47128	32	20.6	A47236	27, 77	4.58
A46228	129	0.07	A47132	49	18.12	A47237	27, 77	6.1
A46244	129	0.03	A47136	42	13.05	A47246	82	43.6
A46245	129	0.03	A47137	32	8.6	A47247	42	35.2
A46246	129	0.03	A47138	32	10.35	A47250	42	27.2
A46247	129	0.04	A47139	32	7	A47254	36	25.6
A46248	129	0.05	A47140	57	41.25	A47255	36	16.6
A46297	131, 12, 13, 17	1.35	A47141	57	49.7	A47256	49	13.3
A46298	131, 14	1.35	A47142	42	6.9	A47259	27, 77	20.03
A46352	129	0.08	A47143	97	2.73	A47261	27, 77	12.18
A46356	129	0.05	A47144	42	25.6	A47262	49	33
A46358	129	0.07	A47145	77	23.38	A47264	49	24.2
A46361	129	0.08	A47146	77	24.95	A47266	74	10
A47001	48	67.8	A47147	97	7.56	A47267	36	31.7
A47006	42	23.5	A47148	81	33	A47268	36	16.8
A47026	97	1.8	A47149	81	37.6	A47269	36	10.6
A47038	97	1.61	A47150	82	32.7	A47270	36	13.9
A47045	21	1.75	A47151	82	37.4	A47272	74	17
A47051	48	33.6	A47152	97	0.9	A47274	74	12
A47052	48	40.4	A47153	21	3.6	A47279	42	16.8
A47053	48	47.4	A47154	81	25.5	A47284	42	20.8
A47056	48	60.78	A47155	97	0.8	A47285	49	49.5
A47058	81	19.8	A47156	27, 77	7.4	A47287	91	1.32
A47059	81	23	A47158	97	8	A47288	81	30.5
A47060	81	27.5	A47161	82	28.75	A47289	74	13.6
A47061	81	31.44	A47162	21	5.4	A47292	49	19
A47062	48	26.8	A47164	42	30.4	A47293	48	17
A47067	27	8.1	A47165	81	28.1	A47294	81	34.81
A47068	74	15.78	A47166	49	41.7	A47295	27, 77	18.3
A47069	74	18.7	A47169	91	6.8	A47297	82	29.3
A47070	32	17	A47172	49	21.75	A47300	82	35.2
A47072	77	11.9	A47173	49	35.7	A47301	82	39
A47073	32	5.95	A47175	77	18.3	A47302	77	25.4
A47074	74	13.3	A47176	77	15.5	A47306	81	24.35
A47076	97	2.2	A47177	81	25.8	A47307	81	15.8
A47086	24, 74	16.6	A47179	81	43.1	A47308	27, 77	9
A47088	77	20.5	A47180	36	7.5	A47311	48	16.3
A47089	81	15.48	A47187	97	2.7	A47313	74	17
A47090	77	15.45	A47190	48	10.8	A47314	74	21
A47091	77	18.3	A47198	81	23.4	A47316	42	8.13
A47092	27, 77	15.1	A47199	24, 74	2.2	A47318	32	28.51
A47094	48	39.5	A47202	81	12.7	A47319	81	16
A47097	97	2.43	A47203	97	9.2	A47323	57	18.3
A47098	97	4.7	A47204	82	44	A47324	32	18.9
A47099	97	6.1	A47205	91	3.25	A47330	42	32.4
A47100	81	18.9	A47206	57	24.85	A47331	77	34.5
A47105	91	5.7	A47209	82	48	A47332	82	24.3
A47106	91	10.9	A47211	21	2.65	A47333	42	12.15
A47110	42	15.5	A47212	21	4.5	A47337	57	27.3
A47111	42	10.6	A47218	81	23.5	A47338	57	52
A47112	97	5.2	A47222	36	35.2	A47339	48	20.13
A47114	97	5.9	A47225	91	6.2	A47340	77	14
A47116	91	6.95	A47227	91	6.3	A47341	77	12.9



Part No. Artikel Nr. N° de réf. Cat. N°	Page Seite Page Página	Weight Gewicht Poids Peso [kg]	Part No. Artikel Nr. N° de réf. Cat. N°	Page Seite Page Página	Weight Gewicht Poids Peso [kg]	Part No. Artikel Nr. N° de réf. Cat. N°	Page Seite Page Página	Weight Gewicht Poids Peso [kg]
A47350	32	23.9	A47672	68	48	A47924	113	13.8
A47352	57	24	A47674	68	74.2	A47926	123	10.3
A47353	32	5.6	A47675	68	94	A47927	125	3.6
A47354	97	9.92	A47676	68	106	A47930	116	5.1
A47375	57	74.4	A47677	68	130	A47931	123	12.8
A47377	36	7.4	A47700	57	35.3	A47938	118	2.3
A47380	82	48.4	A47701	57	43	A47940	112	5
A47381	57	49.7	A47702	57	50	A47941	118	2.6
A47386	32	14.1	A47703	57	64.4	A47943	114	5
A47387	57	66.5	A47704	57	79.5	A47945	121	4.25
A47390	77	17.1	A47705	57	96.1	A47947	121	2.6
A47395	32	11.6	A47706	57	106	A47953	113	7.9
A47397	32	3.15	A47731	61	80	A47954	114	5.4
A47402	49	27.5	A47736	57	98.7	A47956	115	10.9
A47409	48	33.55	A47737	61	98.7	A47971	105	3.8
A47410	48	46.05	A47738	61	111	A47976	122	5.3
A47421	81	14.7	A47739	61	120	A47977	122	5.3
A47458	77	32.5	A47746	49	66	A47982	106	5.43
A47461	32	36	A47800	105	3	A47984	118	3.2
A47466	82	38.34	A47815	105	4.1	A47985	118	3.5
A47467	82	29.3	A47822	103	15	A47986	118	3.4
A47473	32	30.4	A47823	103	15	A47991	103	15
A47481	49	69.6	A47827	105	4.25	A47992	103	15
A47491	49	14.61	A47837	114	2.4	A47993	103	14.2
A47492	49	53.68	A47844	116	3.8	A47994	103	14.2
A47496	49	62.6	A47845	121	3.1	A48000	107	6.2
A47500	44	2.2	A47847	121	3.1	A48001	107	6.5
A47604	70	101	A47848	116	4.2	A48002	107	10.3
A47620	43	17	A47850	113	6.5	A48003	107	10.7
A47621	43	21.8	A47852	106	5.43	A48006	122	7
A47622	43	24	A47860	113	6.7	A48007	123	13
A47624	43	39.67	A47863	114	2.5	A48008	123	14.2
A47625	43	46.2	A47871	103	4.1	A48009	123	16.7
A47630	43	21.5	A47872	103	4.3	A48011	123	15.6
A47631	43	26	A47873	103	4.3	A48012	108	14.4
A47632	43	30.5	A47878	123	9.2	A48013	123	8.85
A47634	43	48.5	A47879	107	3.9	A48015	120	16.6
A47635	43	58	A47881	121	4.55	A48016	109	26.80
A47640	49	16.8	A47882	122	6.2	A48018	109	26.90
A47641	49	21.1	A47886	107	3.95	A48020	117	2.05
A47642	49	25.3	A47892	106	5.5	A48021	122	7.2
A47643	49	38.7	A47893	122	6.34	A48022	123	21
A47644	49	49.7	A47894	107	3.85	A48024	121	1
A47645	49	56.4	A47895	121	4.5	A48025	121	1
A47650	49	31.3	A47896	123	9.15	A48026	120	14.1
A47651	49	68	A47899	107	3.5	A48027	115	11.2
A47652	49	41	A47902	121	3.8	A48028	107	4
A47653	49	43.3	A47909	121	3.75	A48030	122	7
A47654	49	73.1	A47910	121	4	A48031	107	11.2
A47655	49	107	A47912	121	2.68	A48032	108	13.41
A47660	57	33.4	A47913	123	9.65	A48033	110	7.7
A47661	57	40.5	A47914	121	4	A48034	107	6.3
A47662	57	44.2	A47916	107	6.1	A48035	107	6.9
A47663	57	49.5	A47917	107	6.8	A48036	107	7.1
A47664	57	70	A47920	116	4.2	A48037	108	9.8
A47665	57	88	A47922	113	7.9	A48038	108	9.8
A47671	68	41	A47923	113	8.2	A48039	108	11

Part No. Artikel Nr. N° de réf. Cat. N°	Page Seite Page Página	Weight Gewicht Poids Peso [kg]	Part No. Artikel Nr. N° de réf. Cat. N°	Page Seite Page Página	Weight Gewicht Poids Peso [kg]	Part No. Artikel Nr. N° de réf. Cat. N°	Page Seite Page Página	Weight Gewicht Poids Peso [kg]
A48041	112	15.5	A48135	124	21	A48345	15	13.6
A48042	122	7.6	A48136	124	23	A48346	15	14
A48043	124	17.6	A48139	125	20.8	A48355	17	13.6
A48044	112	13	A48140	109	4.35	A48356	17	14.6
A48046	125	7.65	A48142	109	17.00	A48367	15	5.4
A48047	125	5.5	A48143	122	7.15	A48370	13	4.1
A48048	109	4.95	A48144	117	1.9	A48371	13	2.3
A48049	109	4.30	A48145	104	3.6	A48372	13	2.9
A48050	109	4.30	A48147	104	4.6	A48383	13	6.36
A48051	109	4.80	A48148	117	3.8	A48385	11	19.95
A48052	109	5.20	A48149	106	2.7	A48393	13	10.3
A48054	125	7.2	A48150	106	3	A48404	13	7.8
A48055	125	5.9	A48151	109	15.00	A48409	11	4.1
A48056	125	7.2	A48152	124	18.9	A48444	13	12.4
A48058	125	7.4	A48153	104	4.4	A48472	17	2.17
A48059	125	5.6	A48158	122	6.4	A48473	17	3.95
A48060	124	2	A48159	123	8	A48474	17	6
A48061	106	2.5	A48161	108	13.1	A48475	17	7.6
A48062	124	25.2	A48162	123	12	A48476	17	9.7
A48063	124	21	A48163	125	5.9	A48485	17	12.8
A48064	122	5.7	A48164	110	9.4	A48489	17	2.7
A48065	112	13	A48165	108	12.9	A48490	17	6.6
A48066	106	2.6	A48167	104	4.7	A48492	17	4.7
A48067	106	3	A48169	112	16.65	A48493	15	2.7
A48068	112	13	A48173	109	15	A48494	15	4.1
A48070	124	21	A48174	109	17	A48495	15	5.9
A48071	109	15.80	A48176	104	11	A48497	15	7.56
A48072	114	21.53	A48177	104	11.4	A48499	15	4.6
A48074	112	12.2	A48179	112	22	A48500	37, 50	3.3
A48075	123	8.35	A48180	123	8.1	A48504	22, 25, 75	0.82
A48076	117	2.7	A48186	124	3.46	A48505	25, 28, 75, 78	1
A48077	125	5.5	A48187	124	3.2	A48506	28, 33, 78, 83	1.3
A48080	125	6.3	A48189	110	9.15	A48507	87	5
A48082	122	5.8	A48190	104	6	A48508	37	2.5
A48087	106	9	A48191	104	5.6	A48511	36, 58	4.5
A48088	106	9	A48193	104	7	A48513	87	5
A48089	108	13.3	A48194	104	7.45	A48514	87	5
A48091	108	13.5	A48198	104	7.2	A48515	58, 68	8.5
A48092	108	13.5	A48199	104	7.2	A48516	33, 83	2
A48094	108	14	A48200	104	5.6	A48517	28, 44, 78	2.4
A48096	108	9.8	A48202	104	5.67	A48521	44, 58	4.5
A48099	106	9.28	A48207	109	4.86	A48523	87	3.8
A48100	125	6.3	A48219	110	8.2	A48531	36, 50	2.8
A48105	112	9.74	A48220	121	1.2	A48533	58, 68	6.5
A48109	117	2.15	A48222	104	7	A48534	33, 83	2
A48111	125	7.2	A48224	125	9.2	A48537	63, 68	6.7
A48114	117	1.9	A48242	125	9	A48549	87	5.2
A48117	109	13.60	A48252	109	4.86	A48555	37, 58	3.85
A48119	110	6.8	A48253	125	7.6	A48585	33, 44, 83	2.5
A48120	110	6.85	A48254	125	7.8	A48586	33, 44, 83	2.5
A48121	110	11	A48302	13	1.6	A48587	44, 50	2.76
A48122	110	10.6	A48305	17	4.9	A48588	44, 50	3.3
A48125	115	13.6	A48312	15	8.5	A48604	27, 33	1.05
A48130	123	16.65	A48315	13	5.4	A48645	33, 37, 83	2.5
A48131	109	4.35	A48324	15	10.3	A48646	37, 44	2.5
A48132	117	3.1	A48341	15	9.7	A48653	37, 50	2.88
A48134	104	5.4	A48344	15	12.5	A48658	58, 63	5.3




Part No. Artikel Nr. N° de réf. Cat. N°	Page Seite Page Página	Weight Gewicht Poids Peso [kg]	Part No. Artikel Nr. N° de réf. Cat. N°	Page Seite Page Página	Weight Gewicht Poids Peso [kg]	Part No. Artikel Nr. N° de réf. Cat. N°	Page Seite Page Página	Weight Gewicht Poids Peso [kg]
A48661	50, 58	3.85	A48995	120	15	A49640	24, 73	0.92
A48687	50, 63	6	A48996	113	11.8	A49642	48	4.3
A48696	25, 28, 75, 78	0.91	A49102	7	20	A49644	42	1.7
A48703	58, 63	5.4	A49105	7	18	A49647	31	3.4
A48708	33, 83	2.6	A49107	7	2.9	A49651	21	0.4
A48807	121	5.6	A49111	7	15.4	A49653	35	1.8
A48809	114	7.7	A49112	7	4.55	A49658	24, 73	1.09
A48810	114	7.9	A49113	7	12.5	A49660	24, 73	0.97
A48817	118	3.2	A49114	7	5.3	A49662	21	0.7
A48821	121	4.3	A49116	7	10.2	A49663	35	4.6
A48830	114	2.7	A49119	7	4.1	A49670	31, 80	2.95
A48837	119	6.9	A49120	7	6.5	A49673	24, 73	0.38
A48846	107	5.72	A49121	7	7.8	A49678	31	2.95
A48848	118	3.5	A49124	7	2.84	A49679	21	0.44
A48849	107	7.1	A49127	7	5.26	A49689	42	4.6
A48862	120	8.55	A49128	7	5.75	A49692	31	4.56
A48863	113	13.5	A49132	7	20	A49693	56	4.6
A48864	107	6.9	A49133	7	1.7	A49694	56	6.4
A48865	107	10.9	A49134	7	2.9	A49696	26, 76	0.38
A48866	107	11.2	A49135	7	4.1	A49701	11	0.25
A48876	122	7.25	A49137	7	17.6	A49703	11	0.3
A48877	122	7.05	A49138	7	2.3	A49705	11	0.32
A48880	114	4	A49140	7	15.1	A49707	11	0.36
A48881	114	4.3	A49146	7	12.55	A49709	11	0.45
A48882	114	4.5	A49148	7	10.05	A49711	11	0.46
A48889	107	4.35	A49151	7	7.8	A49712	11	0.63
A48897	107	4.4	A49153	7	5.4	A49713	11	0.9
A48898	107	4.25	A49154	7	6	A49722	11	0.48
A48899	123	8.35	A49159	7	3	A49724	11	0.48
A48900	123	8.85	A49160	7	4.2	A49731	16	0.29
A48916	123	13.7	A49162	7	2.4	A49736	15	0.25
A48918	116	5	A49197	7	3	A49737	15	0.33
A48921	115	11.6	A49198	7	4.2	A49739	16	0.29
A48922	114	6.1	A49286	7	1.95	A49746	13	0.42
A48925	114	5.8	A49600	24, 73	0.46	A49747	15	0.45
A48940	107	6.5	A49601	24, 73	0.59	A49749	15	0.2
A48942	111	13	A49602	24, 73	0.65	A49750	15	0.49
A48943	107	4.38	A49603	24, 73	0.79	A49752	15	0.26
A48946	106	5.3	A49604	26, 76	0.43	A49758	13	0.29
A48952	122	5.2	A49605	26, 76	0.45	A49760	16	0.4
A48953	119	8	A49607	26, 76	0.7	A49763	13	0.48
A48954	120	9.4	A49608	31, 80	0.56	A49764	13	0.54
A48955	120	9.8	A49614	31, 80	0.67	A49765	13	0.29
A48956	123	8.15	A49615	31, 80	0.72	A49771	16	0.33
A48959	122	5	A49616	31, 80	0.92	A49775	11	0.31
A48960	122	5.3	A49617	31, 80	1	A49776	15	0.17
A48973	122	5.5	A49618	31, 80	0.94	A49781	16	0.2
A48974	110	9	A49619	31	1.85	A49782	16	0.27
A48977	118	3	A49621	35	2	A49783	16	0.36
A48978	120	17	A49622	35	2.4	A49784	16	0.42
A48979	120	15.9	A49623	35	3.4	A49785	16	0.45
A48983	122	5.8	A49627	42	2	A49786	16	0.49
A48984	122	5.85	A49628	42	2.4	A49787	16	0.49
A48987	119	5.65	A49629	42	3.4	A49788	16	0.52
A48988	122	5.5	A49634	48	2.4	A49790	11	0.42
A48991	113	12.1	A49635	48	3.1	A49791	11	0.54
A48994	120	14.7	A49636	56	4.7	A49792	15	0.15

<b>Part No.</b> Artikel Nr. N° de réf. Cat. N°	<b>Page</b> Seite Page Página	<b>Weight</b> Gewicht Poids Peso [kg]
A49793	16	0.54
A49794	16	0.63
A49798	13	0.31



**BITS | RODS  
COUPLINGS | SHANKS | DTH  
MINING | CONSTRUCTION | QUARRYING  
TUNNELING | WATER-WELL**



**DRILL MORE WITH ROCKMORE**

# ROCKMORE INTERNATIONAL

---

## *Rock Drilling Tools*



10065 SW Commerce Circle | Wilsonville, OR 97070, USA  
Tel +1 503 682-1001 | Fax +1 503 682-1002 | E-mail: [info@rockmore-intl.com](mailto:info@rockmore-intl.com)

Collini - Strasse 2 | 8750 Judenburg, Austria  
Tel +43 3572 86300 | Fax +43 3572 84179 | E-mail: [austria@rockmore-intl.at](mailto:austria@rockmore-intl.at)



[rockmore-intl.com](http://rockmore-intl.com)

**DRILL MORE WITH ROCKMORE**